



# **National Food Policy Plan of Action (2008-2015)**

**Food Planning and Monitoring Unit (FPMU)  
Ministry of Food and Disaster Management  
Dhaka, Bangladesh.**

**5 August, 2008**

## Foreword


It is my pleasure to present you a copy of **National Food Policy Plan of Action, 2008** which was approved on 5 August 2008 by the Food Planning and Monitoring Committee (FPMC).

2. The NFP Plan of Action (PoA) 2008 translates the provisions of the National Food Policy, 2006 towards achieving its three core objectives into 26 strategic areas of intervention, priority actions to be undertaken in the short term, medium term and long term over the period 2008-2015. It identifies responsible actors (government and non-government) and suggests a set of policy targets and indicators for monitoring progress. The document provides a set of guidelines regarding inter-ministerial coordination, sectoral planning and budgeting, with a view to promoting implementation effectiveness. It also gives an outline of the strategy for monitoring of progress.

3. The development of the PoA has been guided by three major principles: stakeholders' involvement, policy consistency and results-orientation. Thus, the PoA is the culmination of a set of iterative consultations and analytical work conducted jointly by the four Thematic Research Teams (TRTs), (which involve representatives of 12 ministries/divisions/departments), FPMU (Food Planning and Monitoring Unit) wing staff and NFPCSP (National Food Policy Capacity Strengthening Programme) team of national and international experts to address the four key dimensions of food security challenges, namely food availability, physical and social access to food, economic access to food and utilization of food for nutrition, as enshrined in the National Food Policy (NFP).

4. The PoA draws upon an extensive review of the strategic provisions contained in the NFP and their linkages with existing food-security relevant national and sectoral planning documents supplemented by several rounds of consultations with representatives of relevant partner ministries/agencies, including selected regional and local representatives, as well as non-government experts and practitioners. In this process, special emphasis has been placed on aligning the contents of the PoA with Bangladesh's Poverty Reduction Strategy Paper (PRSP) titled "*Unlocking the Potential: National Strategy for Accelerated Poverty Reduction*" (NSAPR, 2005) and related monitoring framework for various reasons.

5. This document is meant to be considered as a dynamic document that will be adjusted and improved as relevant, based on the results of monitoring activities, the experience gained in the process of its implementation, further reflections and stakeholder consultations at both national, regional and grassroots levels in the strategic fields and sectors covered under the various areas of interventions, as well as possible changes in the key factors affecting development prospects and conditions in Bangladesh.



(Molla Waheeduzzaman)

Secretary,

Ministry of Food and Disaster Management

## **TABLE OF CONTENTS**

<b>ACRONYMS AND ABBREVIATIONS .....</b>	<b>4</b>
<b>OVERVIEW .....</b>	<b>8</b>
<b>INTRODUCTION .....</b>	<b>14</b>
<b>PART I – NARRATIVE .....</b>	<b>16</b>
I.1 The Food Security Context .....	16
I.1.1 Meeting the WFS and MDG food security targets .....	16
I.1.2 Achievements, challenges and emerging issues .....	17
I.2. The National Food Policy (NFP, 2006): Overview .....	21
I.2.1 NFP main thrusts and priorities .....	22
I.2.2. The NFP and the Millennium Development Goals (MDGs) .....	24
I.3. The NFP Plan of Action (PoA 2008-2015).....	25
I.3.1 Developing the PoA .....	25
I.3.2 Action Agenda: Overview .....	30
I.4. Implementation mechanisms .....	47
I.4.1. Main Actors .....	47
I.4.2 Coordination .....	49
I.4.3 Budgeting and Financing .....	51
I.5. PoA Monitoring Strategy Outline .....	53
I.5.1. Core Institutional framework.....	53
I.5.2 Scope and purpose of PoA monitoring activities.....	54
I.5.3 Strategy outline .....	55
I.6. Key Assumptions.....	59
<b>APPENDICES .....</b>	<b>62</b>
<b>PART- II THE NFP PLAN OF ACTION (PoA) MATRIX.....</b>	<b>66</b>
<b>ANNEXE: The National Food Policy (2006) .....</b>	<b>103</b>

## ACRONYMS AND ABBREVIATIONS

ABCN:	Area-Based Community Nutrition
ACF:	Agriculture Credit Fund
ADAB:	Association of Development Agencies in Bangladesh
ADB:	Asian Development Bank
ADP:	Annual Development Programme
AEC:	Atomic Energy Commission
AEZ:	Agro Ecological Zone
AIDS:	Acquired Immunodeficiency Syndrome
AIS:	Agricultural Information Service
AoI:	Area of Intervention
APB:	Actionable Policy Brief
ARI:	Acute Respiratory Tract Infection
ATI:	Agricultural Training Institute
AUs:	Agricultural Universities
BADC:	Bangladesh Agricultural Development Corporation
BANHRDB:	Bangladesh Applied Nutrition and Human Resource Development Board
BARC:	Bangladesh Agricultural Research Council
BB:	Bangladesh Bank
BBS:	Bangladesh Bureau of Statistics
BBF:	Bangladesh Breastfeeding Foundation
BCC:	Behavior Change Communication
BDHS:	Bangladesh Demographic and Health Survey
BIRDEM:	Bangladesh Institute of Research and Rehabilitation for Diabetes, Endocrine and Metabolic Disorders
BITAC:	Bangladesh Industrial and Technical Assistance Center
BIWTA:	Bangladesh Inland Water Transport Authority
BMD:	Bangladesh Meteorological Department
BMI:	Body Mass Index
BMS:	Breast Milk Substitutes
BMDA:	Barendra Multipurpose Development Authority
BNNC:	Bangladesh National Nutrition Council
BRAC:	Bangladesh Rural Advancement Committee
BRDB:	Bangladesh Rural Development Board
BSCIC:	Bangladesh Small and Cottage Industries Corporation
BSTI:	Bangladesh Standards and Testing Institution
BWDB:	Bangladesh Water Development Board
CAB:	Consumers Association of Bangladesh
CBN:	Cost of Basic Needs
CBOs:	Community-based Organizations
CDD:	Control of Diarrhoeal Diseases
CERDI:	Central Extension and Resource Development Institute
CFW:	Cash for Work
CHT:	Chittagong Hill Tracts
CIDD:	Control of Iodine Deficiency Disorders
CMR:	Child Mortality Rate
CNG:	Compressed Natural Gas
CNS:	Child Nutrition Survey
CPD:	Center for Policy Dialogue

DAE:	Department of Agricultural Extension
DAM:	Department of Agricultural Marketing
DCI:	Direct Calorie Intake
DES:	Dietary Energy Supply
DGFP:	Directorate General of Family Planning
DGHS:	Directorate General of Health Services
DLS:	Department of Livestock Service
DoF:	Department of Fisheries
DPHE:	Department of Public Health Engineering
DU:	Dhaka University
EPI:	Expanded Program for Immunization
ERD:	Economic Relations Division
ESP:	Essential Services Package
FAO:	Food and Agriculture Organization of the United Nations
FFW:	Food for Work
FIVIMS:	Food Insecurity and Vulnerability Information and Mapping System
FPMC:	Food Planning and Monitoring Committee
FPMU:	Food Planning and Monitoring Unit
FPWG:	Food Policy Working Group
FS:	Food Security
FY:	Fiscal Year
GED:	General Economic Division
GDP:	Gross Domestic Product
GO:	Government Organization
GoB:	Government of Bangladesh
GHP:	Good Hygienic Practices
GMP:	Good Manufacturing Practices
GMP:	Growth Monitoring and Promotion
HACCP:	Hazard Analysis Critical Control Point
HIV:	Human Immunodeficiency Virus
HKI:	Helen Keller International
HNPSP:	Health, Nutrition and Population Sector Programme
ICCD, B:	International Center for Diarrhoeal Diseases Research, Bangladesh
ICCIDD:	International Council for Control of Iodine Deficiency Disorders
ICG:	International Consultative Group
ICM:	Integrated Crop Management
ICT:	Information and Communication Technology
IEC:	Information, Education and Communication
IDA:	Iron Deficiency Anaemia
IDD:	Iodine Deficiency Disorders
IFST:	Institute of Food Science and Technology
IGAs:	Income Generating Activities
IGVGD:	Income Generation and Vulnerable Group Development
IMCI:	Integrated Management of Childhood Illnesses
IMED:	Implementation, Monitoring and Evaluation Division
IMR:	Infant Mortality Rate
INFS:	Institute of Nutrition and Food Science
IPM:	Integrated Pest Management
IPH:	Institute of Public Health
IPHN:	Institute of Public Health Nutrition

LEAF:	Livelihoods, Empowerment & Agro-Forestry Project
LCG:	Local Consultative Group
LGD:	Local Government Division
LGED:	Local Government Engineering Department
LGI:	Local Government Institution
MDG:	Millennium Development Goals
MIDAS:	Micro Industries Development Assistance and Services
MIS:	Management Information System
MICS:	Multiple Indicator Cluster Survey
MMR:	Maternal Mortality Ratio
MMT:	Million Metric Ton
MoA:	Ministry of Agriculture
MoC:	Ministry of Commerce
MoE:	Ministry of Education
MoEF:	Ministry of Environment and Forest
MoF:	Ministry of Finance
MoFDM:	Ministry of Food and Disaster Management
MoFL:	Ministry of Fisheries and Livestock
MoHFW:	Ministry of Health and Family Welfare
MoI:	Ministry of Industries
MoInfo:	Ministry of Information
MoL:	Ministry of Land
MoLE:	Ministry of Labour and Employment
MoLGRDC:	Ministry of Local Government, Rural Development and Cooperatives
MoLJPA:	Ministry of Law, Justice and Parliamentary Affairs
MoP:	Ministry of Planning
MoS:	Ministry of Shipping
MoSICT:	Ministry of Science and Information & Communication Technology
MoSW:	Ministry of Social Welfare
MoWCA:	Ministry of Women and Children Affairs
MoWR:	Ministry of Water Resources
MoYS:	Ministry of Youth and Sports
MOU:	Memorandum of Understanding
MSME:	Micro, Small and Medium Enterprises
MTBF:	Medium Term Budgetary Framework
MTMF:	Medium Term Macroeconomic Framework
NAEP:	National Agriculture Extension Policy
NAP:	National Agriculture Policy
NARS:	National Agricultural Research System
NBR:	National Board of Revenue
NCBs:	National Commercial Banks
NFA:	National Fortification Alliance
NFPF:	National Poverty Focal Point
NFP:	National Food Policy
NFPCSP:	National Food Policy Capacity Strengthening Programme
NGO:	Non-Governmental Organization
NIPORT:	National Institute of Population Research and Training
NMR:	Neonatal Mortality Rate
NPAN:	National Plan of Action for Nutrition
NPK:	Nitrogen, Phosphate and Potash

NPO:	National Productivity Organization
NSP:	Nutritional Surveillance Project
NSAPR:	National Strategy for Accelerated Poverty Reduction
OMS:	Open Market Sale
PDB:	Power Development Board
PFDS:	Public Foodgrain Distribution System
PKSF:	Palli Karma Sahayak Foundation
PoA:	Plan of Action
PRSP:	Poverty Reduction Strategy Paper
RD:	Research Director
R&D:	Research and Development
RDA:	Recommended Dietary Allowances
RDCD:	Rural Development and Co-operative Division
REB:	Rural Electrification Board
RKUB:	Rajshahi Krishi Unnayan Bank
SAAO:	Sub Assistant Agricultural Officer
SAARC:	South Asian Association for Regional Cooperation
SACS:	Special Agricultural Service Center
SCA:	Seed Certification Agency
SCITI:	Small and Cottage Industries Training Institute
SCN:	Standing Committee on Nutrition
SME:	Small and Medium Enterprise
SPFS:	Special Programme for Food Security
SRDI:	Soil Resource Development Institute
SVRS:	Sample Vital Registration System
TFR:	Total Fertility Rate
TRT:	Thematic Research Team
TVET:	Technical and Vocational Education and Training
UN:	United Nations
UNICEF:	United Nations Children's Fund
UP:	Union Parishad
USAID:	United States Agency for International Development
USI:	Universal Salt Iodization
VAD:	Vitamin A deficiency
VAM:	Vulnerability Analysis and Mapping
VGD:	Vulnerable Group Development
VGf:	Vulnerable Group Feeding
WARPO:	Water Resource Planning Organization
WASA:	Water and Sewerage Authority
WATSAN:	Water and Sanitation
WB:	World Bank
WFP:	World Food Programme
WFS:	World Food Summit

## OVERVIEW

*“Attaining food security will be possible through a coordinated implementation of the programmes of all concerned ministries and agencies as set in the plan of action framed in the light of the approved food policy with assistance from the coordinating ministries”, National Food Policy, 2006, Section A- Preamble.*

The **National Food Policy (NFP)** endorsed by the Food Planning and Monitoring Committee (FPMC) and thereafter approved by the Cabinet in August 2006, provides strategic guidance on the way to address the key challenges facing Bangladesh in achieving food security in all its dimensions, including food supply and availability, physical, social and economic access to food, as well as nutrition/utilization of food, as embedded in its three core objectives, namely:

***NFP Objective 1:** Adequate and stable supply of safe and nutritious food*

***NFP Objective 2:** Increased purchasing power and access to food of the people*

***NFP Objective 3:** Adequate nutrition for all individuals, especially women and children*

The PoA translates the provisions of the NFP towards achieving its three core objectives into 26 strategic areas of intervention, priority actions to be undertaken in the short term, medium term and long term over the period 2008-2015, identifies responsible actors (government and non-government) and suggests a set of policy targets and indicators for monitoring progress.

The document also provides a set of guidelines regarding inter-ministerial coordination, sectoral planning and budgeting, with a view to promoting implementation effectiveness. It also gives an outline of the strategy for monitoring of progress. It is meant to be a “dynamic” document that will be adjusted and improved as relevant, based on the results of monitoring activities.

As foreseen in the NFP (see NFP preamble) with particular reference to the Food Planning and Monitoring Committee (FPMC), the PoA shall be the guiding document for coordinating the implementation and monitoring of the NFP by all responsible ministries and agencies<sup>1</sup>.

### **I. Approach to NFP PoA development**

In line with the National Food Policy (2006), the Plan of Action (PoA) of the NFP (2006) has been prepared by four Thematic Research Teams (*food availability; physical and social access to food; economic access to food; nutrition/utilization of food*), involving officials of 11 line ministries/agencies, under the leadership of the Food Planning and Monitoring Unit (FPMU) of Ministry of Food and Disaster Management (MoFDM) and overall guidance of the Food Policy Working Group (FPWG).

The National Food Policy Capacity Strengthening Program (NFPCSP), implemented by the Food and Agriculture Organization of the United Nations (FAO) has been assisting the

---

<sup>1</sup> Indeed, referring to the Food Planning and Monitoring Committee, the NFP (2006) states that “Representatives of all ministries associated with food security activities (e.g. the Ministry of Food and Disaster Management, Finance and Planning, Agriculture, Fishery and Livestock, Local Government, Rural Development & Cooperatives, Women and Children Affairs, Health and Family Welfare) will be in this committee, so that progress on all aspects of food policy can be discussed to give necessary directives to formulate food policy related-programs” (NFP, 2006, Section E).



FPMU/ TRTs with the preparation of the PoA, including provision of methodological support to the policy review work and drafting of the PoA document, as well as facilitation of related FPMU/TRT meetings, technical seminars and workshops.

**Policy consistency:** The PoA builds upon a comprehensive review of the NFP strategic provisions and their linkages with the PRSP (Unlocking the Potential: National Strategy for Accelerated Poverty Reduction, NSAPR), and most recent policy and planning documents of line ministries. This policy review work was meant to ensure consistency of the PoA with existing strategic plans of line ministries<sup>2</sup>.

**Consultative process:** The preparation of the PoA involved iterative consultations with officials of partner ministries/divisions deputed to the FPWG/TRTs. With a view to strengthening consensus on the NFP PoA contents, the FPMU, MoFDM, organized three enlarged seminars in April-May 2007 to review the action agendas towards achieving the three core objectives of the NFP. A technical workshop was held on 30 May to discuss the contents of a more comprehensive version of the document, including action agenda, implementation and monitoring strategies. The workshop brought together more than 50 representatives of partner ministries, NGOs, the academia and Development Partners was held on 30 May 2007. The PoA document was revised based on the discussion outcomes of the workshop and submitted to the FPWG meeting held on 17 July 2007 for further review. The meeting endorsed the document, subject to some amendments which were subsequently reflected in a revised version of the document dated 13 August 2007, including provisions on the possibility of periodically revising the PoA based on monitoring outcomes, and mainstreaming of PoA priorities into national/sectoral planning and budgeting. The document was revised accordingly and formally submitted by the DG FPMU to the Secretaries of 12 ministries/divisions represented in the Food Planning and Monitoring Committee and/or Food Policy Working Group for comments. As of January 2008, comments were received from 8 ministries/divisions over the period November-early January and, upon request of FPMU, were incorporated in a revised version of the document (30 January). Upon recommendation of the Adviser Food, MoFDM, a “validation workshop” was held on 15 May 2008 to review and endorse the overall amendments made to the PoA document made since the first broad based consultation held in May 2007. The workshop brought together high officials of the MoFDM, MoA, and MoF, FPMU officials and other practitioners of the MoFDM, MoA, MoLGRDC and Ministry of Planning, as well as representatives of the donor community. Additional suggestions made by the participants have been incorporated in the present document

**Result-orientation:** In line with the log-frame approach, the action agenda set forth under the 26 strategic areas of intervention identified in the PoA (see below) is linked with specific (policy) targets and performance indicators, as well as a set of assumptions regarding factors that may affect implementation effectiveness. **The PoA Matrix (Part II of the PoA)** thereby provides the basic framework for implementing, coordinating and monitoring of the NFP.

*(For more details, see PoA Section 1.3.1)*

---

<sup>2</sup> The PoA has been developed in light of the short/medium term priorities and “future priorities” agenda of the current PRSP (FY05-FY08). It should be noted that the provisions of the PoA remain consistent with the provisions of the first draft of the PRS II (FY09-FY11) – GED, May 2008- whilst the latter document also includes specific references to the NFP (2006) and its Plan of Action.

## II. PoA key Areas of Intervention, priorities for action (targets), and implementation responsibilities

The PoA covers 26 areas of intervention for achieving the 3 core objectives of the NFP, as shown in the table below:

**Table 1 - PoA- Key areas of Intervention, priorities for action and responsible ministries**

PoA Areas of Intervention (AoIs)	Priorities for action ( refer to PoA targets) <i>See PoA Part I, Section I.3, par I.3.2, and PoA Part II.</i>	Responsible ministries**
<b>NFP Objective 1 NFP Objective 1: Adequate and stable supply of safe and nutritious food</b>		
<b>1.1. Agricultural Research and Extension</b>	Developing and disseminating demand-driven crop and non crop new technologies; Expanding demand-led and pro-poor extension services	<b>MoA, MoFL</b>
<b>1.2. Use and Management of Water Resources</b>	Increasing irrigation coverage; improving delivery and efficient use of safe irrigation water; Reducing dependency on ground water; reducing cost of irrigation water	<b>MoA, MoL, MoWR</b>
<b>1.3. Supply and sustainable use of agricultural inputs</b>	Increasing supply of quality crop and non-crop seeds, timely supply of fertilizers and balanced use of fertilizers; Increasing efficiency and sustainability of agricultural land use; effectively regulating the use of agricultural land for non-agricultural purposes; Improving availability and affordability of agricultural machinery and equipment; Strengthening Integrated Pest Management (IPM) and Integrated Crop Management (ICM) practices	<b>MoA, MoFL, MoL, MoEF, MoI, MoC</b>
<b>1.4. Agricultural Diversification</b>	Increasing and improving management of production of high value crops, fish and livestock products.	<b>MoA, MoFL, MoL</b>
<b>1.5. Agricultural Credit and Insurance</b>	Increasing formal credit to agriculture, especially small and marginal farmers; Improving coverage of financial loss due to production failures	<b>MoF, BB</b>
<b>1.6. Physical Market infrastructure development</b>	Improving private storage, market and transportation facilities, improving market connectivity at local, national and international levels	<b>MoA, MoF, MoLGRDC, MoC, MoFDM, MoS</b>
<b>1.7. Agricultural Marketing and Trade</b>	Reducing marketing costs of agricultural products and strengthening market integration	<b>MoA, MoFDM, FPMU, MoSICT,</b>
<b>1.8. Policy/Regulatory Environment</b>	Updating, enacting and enforcing legislation regulating food markets	<b>MoF, MoA, MoC, MoLGDRC, MoLJPA</b>
<b>1.9. Early Warning system development</b>	Establishment of well-functioning domestic Early Warning System integrated/ coordinated with the global Early Warning System	<b>MoFDM/FPMU, MoSICT, MoLGDRC, MoA, MoC</b>
<b>1.10. Producer Price Support</b>	Enhancing effectiveness of the public procurement system; providing effective support to producer price during post harvest seasons	<b>MoFDM/FPMU, MoF, MoC, MoSW</b>
<b>1.11. Public Stock Management/Price Stabilization</b>	Improving public stock management, public storage facilities and capacities and enhancing effectiveness of OMS operations	<b>MoFDM, MoF, MoC, MoSICT</b>

<b>NFP Objective 2: Increased purchasing power and access to food of the people</b>		
<b>2.1. Agricultural Disaster Management</b>	Enhancing disaster preparedness and post-disaster rehabilitation in agricultural systems	<b>MoFDM, MoA, MoFL, MoL, MoLGRDC, MoF</b>
<b>2.2. Emergency food distribution for public stocks</b>	Improving coverage and effectiveness of emergency distribution programs	<b>MoFDM, MoSW, MoA, MoC, MoF, MoHFW</b>
<b>2.3. Enabling Environment for Private Food Trade and Stock (see 1.8)</b>	See Areas of Intervention #1.6, 1.7, 1.8	- see 1.6 to 1.8
<b>2.4. Effectiveness of targeted food security programs and other safety nets</b>	Improving coverage of vulnerable and disadvantaged people and areas (esp. Monga- prone areas); targeting; cost-effectiveness; reducing leakage; enhancing adequacy to vulnerable people's nutritional needs.	<b>MoFDM, MoSW, MoWCA, MoLGRDC, MoHFW, MoF</b>
<b>2.5. Income generation for women and the disabled</b>	Enhancing participation of women and disabled people in rural agricultural and other rural activities	<b>MoWCA, MoLGRDC, MoA, MoFL, MoSW, MoLE</b>
<b>2.6. Agro-based/agro-processing/ MSMEs development</b>	Supporting the expansion agro-based/agro-processing industries and Micro, Small and Medium sized Enterprises (MSMEs)	<b>MoA, MoF, MoFL, MoI, MoLGRDC, MoWCA</b>
<b>2.7. Market driven education, skills and human development</b>	Enhancing quality of technical and vocational education and training (TVET) to meet skill requirements of domestic and international markets	MoLE, MoYS, MoI
<b>Objective 3 Adequate nutrition for all individuals, especially women and children</b>		
<b>3.1. Long term planning for balanced food</b>	Establishing LT targets for physical growth, standard food and nutrient intake for different population groups and an integrated plan for attaining standard food intakes targets	<b>MoFDM, MoA, MoFL, MoHFW</b>
<b>3.2. Balanced and nutritious food for vulnerable people</b>	Increasing availability of low-cost items through local production; Improving coverage of poor, distressed and vulnerable women and children by food-based nutrition programs, including Growth Monitoring and Promotion (GMP).	<b>MoFDM, MoP, MoA, MoFL, MoEF, MoWCA, MoSW, MoLGRDC, MoF</b>
<b>3.3. Nutrition education on dietary diversification</b>	Increasing the % of women educated in nutrition and primary health care activities through formal and non-formal education; increasing home gardening and poultry raising activities by poor households	<b>MoHFW, MoA</b>
<b>3.4. Food supplementation and fortification</b>	Increasing coverage of vitamin A, coverage and compliance of iron-folate supplementation and coverage of households with adequately iodized salt	<b>MoHFW, MoFDM, MoSCIT, MoA, MoFL, MoEF, MoWCA, MoI, MoF, MoLaw, MoP</b>
<b>3.5. Safe drinking water and improved sanitation</b>	Ensuring safe water and sanitation facilities availability and accessibility for all by 2010.	<b>MoHWF, MoLGDRDC</b>
<b>3.6. Safe, quality food supply</b>	Enhancing access to safe and quality food, for domestic consumption and also for international trade.	<b>MoHWF, MoI, MoLGDRDC, MoSICT</b>
<b>3.7. Women and children Health</b>	Increasing primary health care (PHC) and antenatal care (ANC) coverage, skilled attendance at birth; improving access to health services; promoting healthy lifestyles and behaviour.	<b>MoHWF, MoWCA, MoP</b>

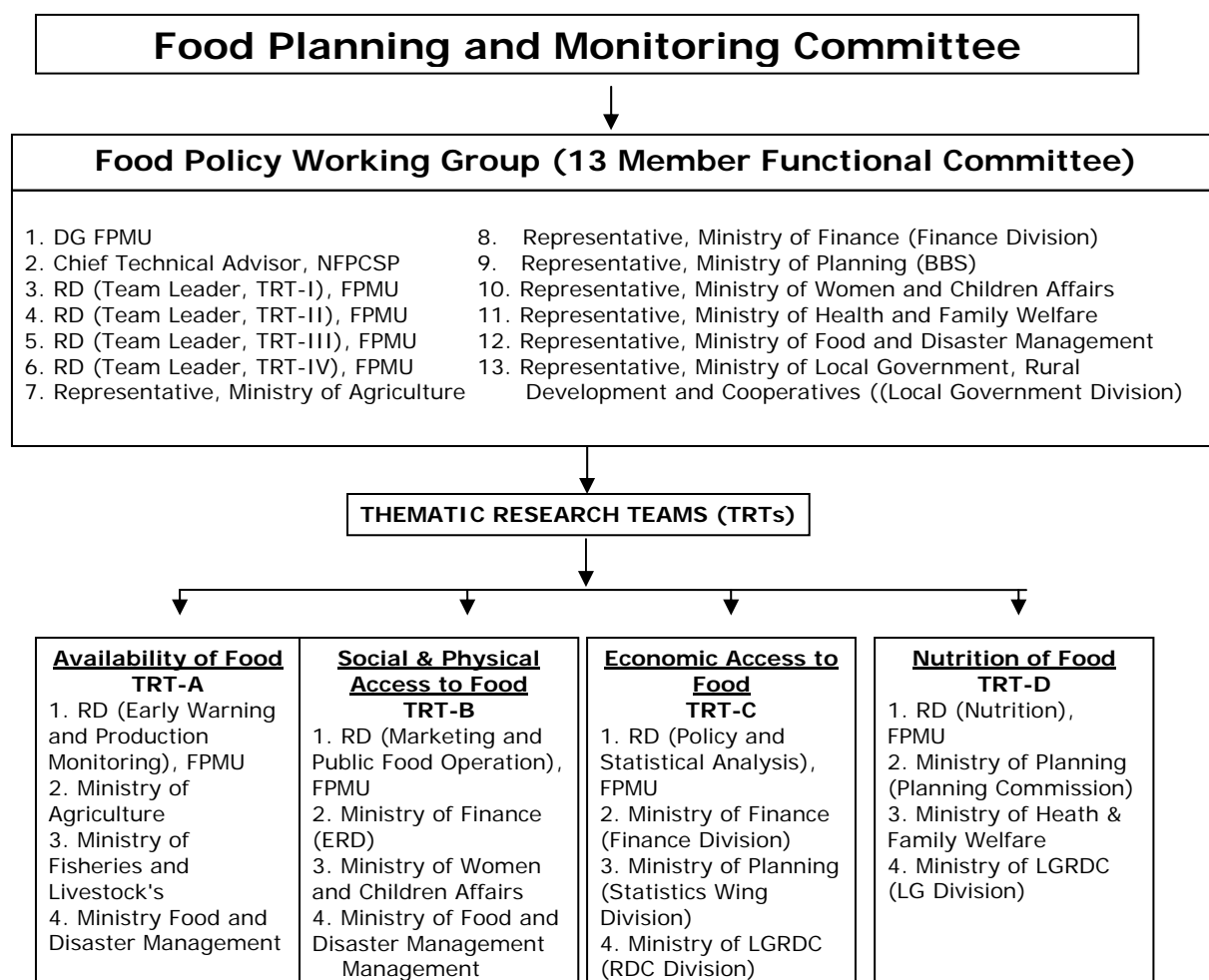
<b>3.8. Promotion and protection of breastfeeding and complementary feeding</b>	Strengthening exclusive breastfeeding practices; expanding practice of breastfeeding; ensuring safe and nutritious complementary feeding; strengthening baby-friendly hospital initiative; increasing maternity leave; enforcing Breast Milk Substitutes (BMS) Codes among breast milk substitute marketers.	<b>MoHWF, MoWCA, MoSW, MoC, MoInfo, MoE</b>
---	--	---

**\*As derived from PoA targets; \*\* the PoA Matrix also identifies specific divisions and government agencies as well as non government actors**

NB: Highlighted in bold are responsible ministries represented in FPWG and/or the TRTs

### III. PoA implementation and monitoring

**Implementation Actors and Coordination (PoA Section I.4.1 and I.4.2):** Responsibilities for implementing the PoA action agenda are diluted among various line ministries and other non-government stakeholders, highlighting the need for establishing effective coordination mechanisms.



As regards *inter-ministerial coordination*, the PoA emphasizes the critical role of the FPWG and the MoFDM/FPMU/TRTs. Under the guidance of the FPWG, the MoFDM<sup>3</sup>/PMU/TRTs shall contribute to promote inter-ministerial and inter-agency dialogue and follow-up on the implementation of the PoA, including information-sharing/discussions on sectoral planning and budgetary processes *viz.* PoA priorities, as well as monitoring of progress towards PoA targets. FPMU/TRTs' support to the PoA implementation and monitoring activities shall follow annual work plans, to be established in a participatory way by the FPMU/TRT members under the guidance and supervision of the FPWG.

The PoA also underscores *coordinating with fellow implementing partners and agencies from the Civil Society and the private Sector, as well as Development Partners*. In particular, it underscores the role of the Economic Relation Division of the Ministry of Finance in promoting the effective implementation of the PoA, through coordinating and ensuring linkages between PRSP-related external assistance and PoA external assistance requirements.

***Planning, budgeting and financing (PoA Section I.4.3):*** The PoA document underscores establishing effective linkages between the PoA targets/action agenda and line ministries/agencies' strategic plans and related budgetary frameworks, as well as with central planning and budgetary processes under the Annual Development Program and the Medium Term Budget Framework (MTBF). It also recommends overseeing of the above process by the Planning Commission of the Ministry of Planning and the Finance Division of the Ministry of Finance.

***Monitoring strategy outline (PoA Section I.5):*** The institutional monitoring strategy outlined in the PoA provides for developing and implementing monitoring plan (s) (to be reflected in annual FPMU/TRT work plans) that shall assign FPMU/TRT members with specific responsibilities for monitoring progress towards PoA policy targets and outcomes, including data gathering, data analysis, organization of stakeholder consultations, delivery and dissemination of monitoring reports and other outputs. It also underscores establishing collaborative relationships with other food-security relevant monitoring initiatives and/or sources of information, especially those relating to the monitoring of the PRSP and the MDGs, including the National Poverty Focal Point under the General Economics Division and the Implementation, Monitoring and Evaluation Division of the Ministry of Planning, as well as the Bangladesh Bureau of Statistics<sup>4</sup>.

***Key assumptions (PoA Section I.6):*** The document underscores continuous political commitment towards food security and poverty reduction, adequate implementation and coordination capacities, enabling macro-economic and fiscal framework, including domestic and external resource mobilization, continuous progress on PRSP agenda for local governance, as key assumptions underpinning the effective implementation of the NFP and its PoA.

---

<sup>3</sup> As stated in the NFP (2006) preamble, "*the Ministry of Food and Disaster Management will carry out its own programs; in addition, it will ensure extending out support to all concerned ministries and agencies in implementing their own food security related strategies and programs*".

<sup>4</sup> The establishment of a formal partnership between the FPMU and the GED is recommended in order to support an effective institutionalization of PoA monitoring activities within the broader PRS/MDGs monitoring framework

## INTRODUCTION

The Plan of Action (PoA) of the National Food Policy (2006) has been developed by four Thematic Research Teams (TRTs), under the leadership of the Food Policy Working Group (FPWG), with the concurrence and leadership of the Ministry of Food and Disaster Management (MoFDM)/Food Planning and Monitoring Unit (FPMU) and the technical support of the FAO National Food Policy Capacity Strengthening Programme (NFPCSP).

The development of the PoA has been guided by three major principles: stakeholders' involvement, policy consistency and results-orientation. Thus, the PoA is the culmination of a set of iterative consultations and analytical work conducted jointly by the four Thematic Research Teams (TRTs), FPMU staff and NFPCSP team of national and international experts. The TRTs, which involve representatives of 12 ministries/divisions/departments, including MoFDM and FPMU, have been established by the NFPCSP to address the four key dimensions of food security challenges, namely food availability, physical and social access to food, economic access to food and utilization of food for nutrition, as enshrined in the National Food Policy (NFP).

The PoA draws upon an extensive review of the strategic provisions contained in the NFP and their linkages with existing food-security relevant national and sectoral planning documents (see Appendix 1), supplemented by several rounds of consultations with representatives of relevant partner ministries/agencies, including selected regional and local representatives, as well as non-government experts and practitioners.

In this process, special emphasis has been placed on aligning the contents of the PoA with Bangladesh's Poverty Reduction Strategy Paper (PRSP) titled "*Unlocking the Potential: National Strategy for Accelerated Poverty Reduction*" (NSAPR, 2005) and related monitoring framework for various reasons. First, the PRSP has been elaborated through a consultative process and already integrates food security-relevant agendas for action of many line ministries. Second, the PRSP is guiding the Annual Development Programme (ADP) and budgetary allocation processes under the Medium Term Budgetary Framework, which is now followed by 14 line ministries. Third, as reiterated in the Fourth Meeting of the Joint Committee for Monitoring Implementation Progress of the PRS (2007), the PRSP will continue to serve as the key anchorage for development partners' support and coordination. Finally, many stakeholders consulted in the course of the PoA development recommended alignment with the PRSP to avoid placing additional burdens among line ministries and agencies, given current capacity constraints.

The PoA Matrix (see Part II) consolidates the outcomes of this extensive review and consultative process in a "log-frame" type of format, which is meant to provide a basic framework for coordinating and monitoring food security interventions at all levels in order to achieve the NFP core objectives over the period 2008-2015, in line with the time-horizon set for meeting the Millennium Development Goals (MDGs).

This document is meant to provide the basic reference for guiding the implementation and coordination of food security efforts in the country. It should be considered as a dynamic document that will be adjusted and improved as relevant, based on the results of monitoring activities, the experience gained in the process of its implementation, further reflections and stakeholder consultations at both national, regional and grassroots levels in the strategic fields

and sectors covered under the various areas of interventions, as well as possible changes in the key factors affecting development prospects and conditions in Bangladesh<sup>5</sup>.

Effective delivery on the NFP PoA is conditional upon a range of internal and external factors that will need to be carefully monitored, including continued commitment towards achieving food security goals and the MDGs, enabling macro-economic/fiscal framework, strengthened *coordination and collaboration* within and between Government agencies, at national and local level, Civil Society Organizations (CSOs)/non-Governmental Organizations (NGOs), the private sector, academia, development partners, as well as adequate monitoring mechanisms.

*The document is divided in two parts. The first part provides an overview of the PoA background, development process, contents, implementation and monitoring dimensions. The second part consists of the PoA Matrix.*

---

<sup>5</sup> The PoA has been developed in light of the short/medium term priorities and “future priorities” agenda of the current PRSP (FY05-FY08). It should be noted that the provisions of the PoA remain consistent with the provisions of the first draft PRS II (FY09-FY11) – GED, May 2008- whilst the latter also includes specific references to the NFP (2006) and its Plan of Action.

## PART I – NARRATIVE

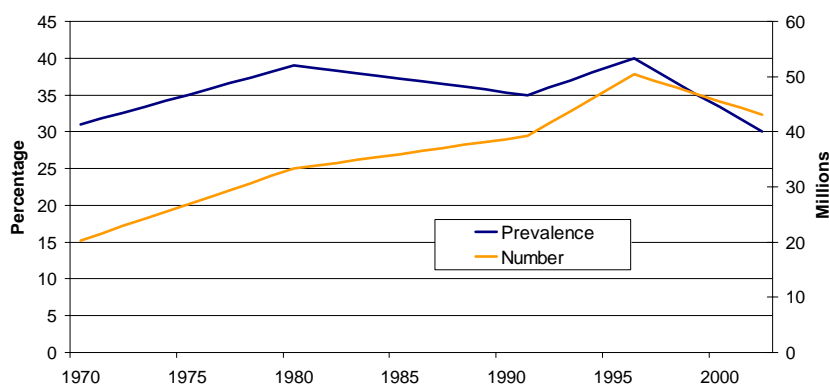
The first section briefly reviews the major achievements and challenges facing Bangladesh in the area of food security. The second section provides an overview of the NFP major thrusts and priorities, as well as its linkages with the MDGs. The third section summarizes the key methodological aspects of the PoA preparation and introduces the PoA Matrix, recalling the key targets and main contents of the action agenda proposed under the priority areas of intervention identified. The fourth section provides an overview of the main implementation actors and highlights major coordination needs. The fifth section provides an outline of the institutional strategy for monitoring the PoA. The last section discusses a set of major assumptions conditioning the effective implementation of the PoA across all areas of intervention.

### I.1 The Food Security Context

#### I.1.1 Meeting the WFS and MDG food security targets

The Government of Bangladesh (GoB) is strongly committed to the World Food Summit (WFS) target of reducing the number of undernourished people by half by 2015 and the MDG1 target of eradicating hunger and poverty by halving the proportion of people in the world who are undernourished and living on less than \$1 a day.

**Figure 1 – Prevalence and Number of Undernourished People in Bangladesh (1970-2002)**



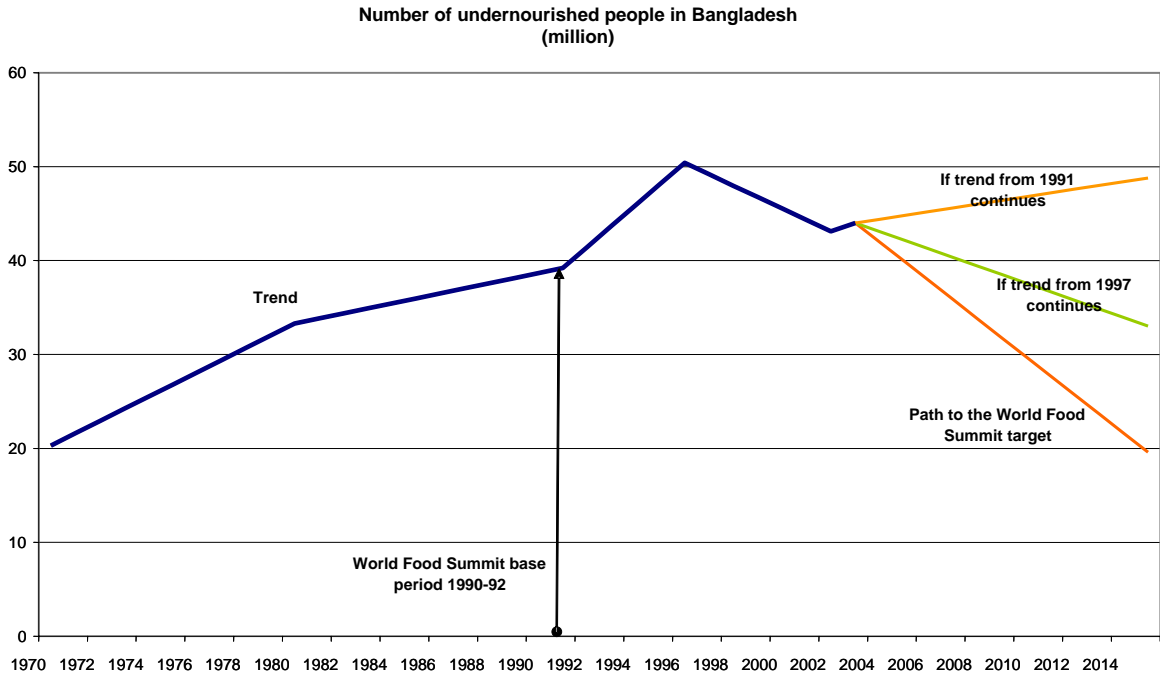
Source: FAO

Bangladesh past efforts towards improving food security have resulted in a 5% point decrease in the proportion of undernourished between 1990-1992 and 2002-2004 down to 30%. However, mainly due to population growth, the number of undernourished actually increased from 39.3 million to 44 million (**Figure 1**).

Based on population projection of 181.4 million in 2015, attaining the MDG hunger target implies that the number of undernourished people must decrease to 31.8 million. Meeting the WFS hunger, i.e. reducing the number of undernourished to 19.65 million by 2015, implies that the MDG1 target needs to be overachieved with the proportion of the undernourished brought down to 11% (see **Figure 2**).



**Figure 2 – Number of Undernourished People: past trends and future perspectives**



Source: FAO, data for the average 2002-2004 are preliminary estimations

**I.1.2 Achievements, challenges and emerging issues**

Bangladesh has made substantial progress in enhancing food security by increasing production of foodgrains, particularly rice, improving infrastructure, making food delivery to the poor more efficient and liberalizing agricultural input and output markets (removal of food rationing and abolishment of the monopoly in import and export of food grains).

Rice has contributed most to self-sufficiency in foodgrain, currently accounting for 71 percent of the gross cropped area and for 94% of the foodgrain production. Rice production gains have been mainly driven by an increased use of irrigation water, expanded use of other agricultural inputs along with an increased coverage of high-yielding and modern rice varieties. However, the sustainability of domestic foodgrain production remains an issue. Rice cannot be expected to experience the growth rate of the past without net technological breakthrough. Furthermore, demographic pressures and increased urbanization have caused cultivated area to decline at a rate of 1 percent per year, whilst cropping intensity has virtually reached its limit.

Landholdings are small and scattered, and foodgrains continue, to a large extent, to be cultivated for subsistence. Small and marginal farmers represent 80% of all farmers. Only a limited percentage of crops circulate through commercial channels. This also results in a situation where, despite efforts, foodgrain procurement remains prone to wide fluctuations and sizeable foodgrain imports are needed. In the last five years, total annual imports of foodgrains have ranged between 2 to 3 million tons. Imports consist mainly of wheat, whose production has been continuously reducing over the past years, with rice accounting for about half million tons per year.

Also, the emphasis placed on rice production has resulted in an increased dependency on imports for non foodgrain commodities, such as pulses, oilseeds and fruits which remain unaffordable to many consumers, especially poor consumers. For instance, 70% of the pulses and 66% of the edible oil requirements are currently imported (Mishra and Hossain, 2005)<sup>6</sup>. Traditionally, the two most important non-cereal foods for the poor were fish and pulses. Due to crop substitution<sup>7</sup>, the national supply of pulses decreased substantially, and the poor substituted cereals for pulses with negative nutritional implications especially for children, pregnant and lactating women. Furthermore, rice monocropping causes the nutrient depletion of the soil.

Arsenic contamination has become a major concern for both agricultural sustainability and food safety<sup>8</sup>. Climate change poses an additional burden on food security, especially in areas where agriculture and water resources are already under stress due to adverse meteorological conditions.

In this context, strengthened efforts to raise productivity and efficiency in foodgrain production, to support agricultural commercialization and diversification, in due consideration of environmental impacts (agricultural conservation), will be paramount. Actions are needed on many fronts, including agricultural technology development, input (seeds, fertilizers, irrigation, machinery) supply and access expansion, and, critically, rural financing, which currently stands far below rural producers' needs, especially those of small and marginal farmers<sup>9</sup>. Renewed diversification efforts need to be backed-up by clear understanding of the relative profitability of competing crops, physical and location-specific conditions for non-crop enterprises, the supply chain of high value products and provision for processing, storage and marketing activities, as well as by a clear appraisal of international trade opportunities.

As suggested by Bangladesh poverty reduction performance, especially in the recent period, achievements in the enhancement of people's economic access to food have also been significant. Poverty incidence has markedly decreased in both rural and urban areas and this favorable trend holds whatever the methodology used (Cost of Basic Needs or Direct Calorie Intake) for measuring poverty<sup>10</sup>.

Still, many poor and vulnerable households, whether food producers or not, do not have food security because they are unable to afford a minimum basket of food items through their own food production, cash income, market purchases and other resources necessary to acquire safe and nutritious food.

---

<sup>6</sup> Mishra, U. & Motahar Hossain, S.A.K. (2005). *Current food security and challenges- Achieving 2015 MDG milestone*. In Proceedings of the National Workshop on Food Security in Bangladesh. Dhaka. 19-20 October 2005.

<sup>7</sup> Pulses are primarily a winter (dry season) crop and with the spread of irrigation, *boro* (winter) rice (which under irrigation is a considerably less risky crop to grow than pulses) can be substituted. *Boro* production has been rising steadily while the area devoted to pulses has been declining and the cost of lentils is also rising now amounting to more than three times the price of rice (see Government of Bangladesh (2000) Comprehensive food security policy for Bangladesh, Dhaka)

<sup>8</sup>A. Heikens, 2006, Arsenic contamination of irrigation water, soil and crops in Bangladesh: Risk implications for sustainable agriculture and food safety in Asia, FAO, Regional Office for Asia and the Pacific, Bangkok.

<sup>9</sup> Agricultural credit disbursements by banks recorded an eleven-fold increase between 1980-81 and 2003-04 but have remained insignificant as a proportion of total credit disbursement and well below target. Furthermore, most of credit goes to medium and large farmers, see R.A Sarker, 2006, "Rural financing and agricultural credit in Bangladesh: future development strategies for formal sector banks, The University Press limited.

<sup>10</sup> BBS – CBN-based data indicate a decrease in poverty incidence from 48.9% in 2000 to 40% in 2005.

In rural areas, poverty incidence remains especially high among households headed by a member working in agricultural sectors (48.2%) as well as among landless rural households (66.6%) (BBS, Cost of Basic Needs (CBN) - based figures). The *undernourishment*-focused Direct Calorie Intake (DCI)-based poverty data indicate that the recent decline in “hardcore poverty”<sup>11</sup> (from 20% to 19.5%) and in “ultra-poverty”<sup>12</sup> (from 8.2% to 7.8%) has been less impressive than the decline in absolute poverty (from 47.5% to 40.4%), suggesting that many people tend to be “trapped” in the vicious cycles of hunger and poverty.

Notwithstanding differences in measurements, poverty data also suggest salient inequalities in access to food between different locations. It has been estimated that 79% of the aggregate reduction in the CBN-based poverty headcount is attributable to two divisions, namely Dhaka and Chittagong (see World Bank, 2007<sup>13</sup>), highlighting the need for regional strategies to tackle food insecurity. Furthermore, access to food continues to be highly unequal within households, with adult males getting preference over women and children.

The contribution of agricultural sectors to the GDP in 2003-04 was 22.83 % at 1995-96 constant prices, while they provided over 72 % of the total employment. About 85 % of the population lives in rural areas and continues to depend largely, whether directly or indirectly, on agriculture for its livelihood. Many rural areas lack education and health resources. They also lack of modern food and grain storage facilities and adequate roads leading to larger market areas. Only 19 % of rural homes have electricity.

Thus, concerted efforts to ensure a sustainable and equitable development of agricultural and rural sectors, especially agro-based industries and Micro Small and Medium sized Enterprises<sup>14</sup> (MSMEs), will be key to food security in the foreseeable future. Such efforts appear all the more compelling since increasing landlessness and underemployment in rural areas and resulting rural-urban migration act as major drivers of chronic poverty and food insecurity in urban areas.

Also, large segments of the population remain vulnerable to transitory food insecurity caused by drought, floods, cyclones and other natural disasters, which, in many instances, results in highly adverse adjustments to their means of livelihoods (indebtedness, selling of assets, etc...) due to the lack of coping capabilities. This highlights the need for strengthening risk reduction, disaster preparedness and management at all levels, including communities and households. Furthermore, the seasonal food crisis that continues to occur, before the harvest of *aman* rice each year in the northern region of Bangladesh (“monga” or near famine situation), despite safety net programs, is of particular concern and need to be remedied by adequate interventions to address the shortage of employment/income-generating opportunities during lean seasons.

Another element of transitory food insecurity arises from food price instability, as experienced recently with rice and other essential commodities. Managing food price risks in

---

<sup>11</sup> % of people living under 1805 Kcal per day

<sup>12</sup> % people living under 1600 Kcal per day

<sup>13</sup> World Bank, 2007, “To the MDGs and Beyond: Accountability and Institutional Innovation in Bangladesh”, Bangladesh Development Series, Paper N° 14, WB Office Dacca.

<sup>14</sup> The growth of MSMEs has been phenomenal in Bangladesh and since the late 1980s has accounted for the bulk of employment generation in the informal sector whilst contributing to about 25% of total GDP. Micro and small industries (employing between one and five workers) alone account for 77% of MSMEs’ total contribution to GDP. Source: International Consulting Group (ICG)/Micro Industries Development Assistance and Services (MIDAS) Survey, 2003.

an increasingly liberalized environment entails specific challenges that need to be addressed. Public stock management in Bangladesh remains a tricky task, often compounded by the existence of a mismatch between domestic food production, food imports and internal procurement activities. This underscores performing information/early warning systems as an important tool for managing transitory food insecurity. Meanwhile, price stabilization efforts require a careful balancing of poor consumers' and poor producers' interests.

*Thus*, achievements in the areas of food availability and access, whilst impressive, need to be consolidated by multi-pronged policy efforts to address remaining issues and emerging challenges. There is also the fact that past achievements have not translated into improved nutritional outcomes. The food consumption trends are not encouraging and diets remain poorly diversified, with as much as 80% of the dietary energy supply coming from rice. Whilst child malnutrition rates (by weight for age) have markedly declined in the 1990s from 68% (1983) to 47% in 2005, they remain among the highest in the world. Physiological Vitamin A deficiency still affects 30% of children and women<sup>15</sup>, iron deficiency anaemia affects nearly 50% of the total population<sup>16</sup> and iodine deficiency affects 36% of women and children<sup>17</sup>.

Malnutrition from macro and micronutrient deficiencies in early life has long lasting effects on subsequent growth, morbidity, cognitive development, educational attainment, and productivity in adulthood.

Moreover, there is evidence that malnutrition prevalence in Bangladesh is not confined to poorer households. Whilst child malnutrition is generally higher among the poorest quintiles (46-50%), it is also high among the richest income quintile (33%)<sup>18</sup>. Thus, whilst many poor household are not able to access a variety of (nutritious) foods, richer households tend to spend more on food, but not on more nutritious foods, which results in significant deficiencies in protein, Vitamin A and iron<sup>19</sup>.

This implies that strategies to improve availability, supply and accessibility of more diversified foods, although paramount, need to be complemented by a set of *non-income* focused policy measures that promote the utilization of a diversity of foods, including efforts to promote positive food behaviour, access to clean water and proper sanitation which are all intricately linked to sound nutrition. Differentials within households as regards access to food, nutrition, health care and primary education determine to a large extent the differing nutritional status of individual household members. Where access to resources is more equally shared across sexes, health and nutrition outcomes are significantly better.

---

<sup>15</sup> HKI/IPHN (2003) Nutrition and health surveillance in the Chittagong Hill Tracts, Bangladesh

<sup>16</sup> BBS/UNICEF (2004) Anemia Prevalence Survey of Urban Bangladesh and Rural Chittagong Hill Tracts - 2003

<sup>17</sup> IPHN/BSCIC/DU/UNICEF/ICCIDD (2007) National IDD and USI Survey of Bangladesh, 2004/5 (in press).

<sup>18</sup> World Bank, 2007 "To the MDGs and Beyond: Accountability and Institutional Innovation in Bangladesh", Bangladesh Development Series, Paper N°14, WB Office, Dhaka, January.

<sup>19</sup> Helen Keller International and Institute of Public Health Nutrition 2006, "Bangladesh in Facts and Figures: 2005", Annual Report of the Nutritional Surveillance Project", Dhaka Bangladesh, Hellen Keller International.

## ***1.2. The National Food Policy (NFP, 2006): Overview***

The **National Food Policy** approved by the Cabinet in August 2006<sup>20</sup> has been formulated by the Ministry of Food and Disaster Management (MoFDM) to ensure, in coordination with partner ministries, development partners and NGOs a “*dependable and sustained food security for all people of Bangladesh at all times*”. It represents an unprecedented effort to consolidate and harmonize existing policy frameworks and actions for addressing food security challenges in all their dimensions (food availability, access to food and nutrition/utilization of food), whilst addressing emerging issues – *see Box 1*-.

### **Box 1. Developing the National Food Policy (NFP, 2006)**

The **National Food Policy (NFP, 2006)** represents a follow-up to the **National Food Policy of 1988**, the goal of which was to ensure food security for all people by increasing food production and attaining self-sufficiency. The focus was therefore nearly exclusively on maintaining a balance between aggregate supply and total requirements, overlooking the other key facets of food security. The **National Food and Nutrition Policy** formulated in 1997 by the Ministry of Health and Family Welfare was a first attempt to address this shortcoming by including food diversification, health and nutrition as key areas of intervention for the national food security system.

In April 1999, at the Development Forum meeting held in Paris, it was suggested that the Government of Bangladesh develop a Comprehensive Food Security Policy. A Joint Task Force was subsequently formed in 1999 and three inter-ministerial subcommittees were put in place to report on availability, access and nutrition/food utilization policy challenges, respectively. After thorough review of the existing policies and programs, the Task Force produced a **Comprehensive Food Security Report (July 2000)**, which outlined a set of key recommendations for building a dependable food security system. The **National Food Policy (NFP, 2006)** elaborates on this strategic outline, whilst emphasizing the important inter-relationships existing between availability, access, and nutrition outcomes.

The development of the NFP involved several rounds of consultations and subsequent revisions, with a first draft produced in 2001 and a revised version in 2004. Its finalization benefited notably from a consultative Workshop on Food Security in Bangladesh jointly organized by the Ministry of Food and Disaster Management and WFP in October 2005 which contributed to lay down tentative “action plans” for addressing food availability, access and nutrition/utilization challenges, which also fed into the PRSP (Policy matrix 8, Food Security, see Box2).

The NFP framework is articulated around three core objectives/outcomes and twelve more specific objectives/strategic lines of action:

#### **FOOD AVAILABILITY AND SUPPLY STABILITY**

##### **Objective 1: Adequate and stable supply of safe and nutritious food:**

- Efficient and sustainable increase in food production
- Efficient food markets
- Non-distortionary foodgrain market intervention for price stabilization

#### **PHYSICAL, SOCIAL AND ECONOMIC ACCESS TO FOOD**

##### **Objective 2: Increased purchasing power and access to food of the people**

- Transitory shock management
- Effective implementation of targeted food assistance programs
- Employment generating income growth

<sup>20</sup> See

<http://www.nfpcsp.org/Downloads/Homep/National%20Food%20Policy%202006%20English%20Version.pdf>

## NUTRITION/UTILIZATION OF FOOD

### Objective 3: Adequate nutrition for all individuals, especially women and children

- Long-term national plan for ensuring balanced food in building a healthy nation
- Supply of sufficient nutritious food for vulnerable groups
- Balanced diet containing adequate micronutrients
- Safe drinking water and improved sanitation
- Safe quality food supply
- Adequate health status

### I.2.1 NFP main thrusts and priorities

The NFP has also been developed with special reference to the Bangladesh Poverty Reduction Strategy Paper (PRSP) titled “*Unlocking the Potential: National Strategy for Accelerated Poverty Reduction*” (NSAPR)<sup>21</sup>, which was adopted in 2005 as the main umbrella framework for guiding and coordinating medium-term efforts towards reducing poverty and achieving the MDGs.

Whilst food security concerns were to a large extent mainstreamed into the PRSP under several of its strategic blocks and related policy matrices (see **Box 2**), the NFP is meant to provide a *more focused and more detailed* agenda for reducing both chronic and transitory food insecurity and tackle malnutrition.

Thus, within the broader framework of the PRSP, the NFP underscores a sub-set of strategic medium/long term and short-term options that can symbiotically deliver on poverty and food security:

In the long run, the NFP underscores:

(i) *Linking agricultural productivity and diversification with improvements of nutritional standards* through a three-pronged approach: raising productivity and efficiency of production for major cereals, diversifying into non-cereal crops, including pulses, oilseeds and higher value horticultural crops<sup>22</sup> (fruits, vegetables, spices) as well as expanding fishery, livestock and poultry production.

(ii) *Improving productivity of smallholder agriculture*, especially through enhancing access of small and marginal farmers to improved, demand-driven extension services, as well as irrigation, credit, and modern inputs.

(iii) *Promoting sustainable agriculture practices* with focus on expanding Integrated Pest Management, use of bio-fertilizers, water conservation, soil and water testing, greater use of surface water along with technological development to minimize salinity.

(iv) *Promoting efficient food markets* with focus on physical infrastructure development (constructing and maintaining road that link producers and markets, reducing transportation costs, electrification for irrigation and cold storage, development of market centers),

---

<sup>21</sup> GED, Planning Commission, GOB 2005, “*Unlocking the Potential: National Strategy for Accelerated Poverty Reduction*”, October.

<sup>22</sup> Rising imports of horticultural products in Bangladesh indicate large domestic demand that the local market cannot yet satisfy in terms of quality and seasonal availability.

marketing infrastructure (including private storage, market information systems); and the creation of an enabling regulatory environment.

(v) *Promoting non-farm activities that exhibit strong “agricultural linkages”, i.e. agro-based/agro-processing industries.*

(vi) *Expanding income generating opportunities for women/female-headed households and the disabled in agricultural activities as well as in rural micro and small enterprise development, through enhancing their access to productive assets.*

(vii) *Fostering skill and human development with focus on employability (market-driven skill development)*

(viii) *Addressing instability inherent to agricultural and other rural activities through strengthening disaster preparedness, improving early warning/monitoring systems for effective food planning, stock and trade management as well as introducing risk management tools for small farmers and rural micro-entrepreneurs<sup>23</sup>.*

As a complement to the above long-term oriented options, the NFP emphasizes:

(ix) *Managing food price instability to preserve poor farmers’ incentives and the purchasing power of poor consumers.* Whilst underscoring the role for the private sector (in food trade and storage activities in particular) in food security efforts, the NFP provides for timely price stabilization interventions and consumer price support along with an adequate management of private food imports.

(x) *Addressing immediate food security needs among all vulnerable groups and areas by improving the targeting, coverage and effectiveness of food based and non-food based targeted programs and other safety nets<sup>24</sup>.*

Finally, the NFP recognizes that efforts to ensure stable food supply and expand overall access to more diversified food, although paramount, may not suffice to reduce malnutrition and emphasizes:.

(xi) *Reducing malnutrition through integrated and multi-sectoral set of general and targeted interventions, geared towards raising consumption of nutrient-rich foods especially among vulnerable groups, promoting positive food habits and appropriate food behaviour, promoting and protecting breast feeding, improving infant and young child feeding practices and health, improving food safety and hygiene, sanitation, improving access to safe drinking water as well as addressing the threat of arsenic contamination of underground water and improving overall access and coverage of women and children to sanitation and health facilities. Acknowledging that women’s lack of knowledge about right nutrition and child care strongly correlates with their educational levels, the NFP also emphasizes strategies to support maternal education and literacy as of paramount importance to ensuring good nutrition.*

---

<sup>23</sup> It is however worth noting that the main text of the PRSP remains ‘silent’ on such short-term oriented policy measures, although these are mentioned in the Policy matrix relating to Food Security (Policy Matrix 8).

<sup>24</sup> Regarding targeting of vulnerable areas, the NFP recommends considering a wide range of criteria, including employment opportunities, level of infrastructure and agricultural development, and the incidence of natural calamities (see NFP, p.15).

## Box 2 Food Security and the PRSP

Particular attention has been paid to mainstreaming food security concerns in the Poverty Reduction Strategy Paper (“*Unlocking the Potential: National Strategy for Accelerated Poverty Reduction*”)<sup>25</sup>. The Food Planning Monitoring Unit of the MoFDM took part in this effort through participation in the PRSP thematic group on rural development, food security and safety nets.

Food security is identified as a key goal under PRSP strategic block on “Critical sectors for pro-poor economic growth” (Strategic Block II – Rural Development). Under this block, the PRSP also underscores strengthening and consolidating on-going nutrition and fortification efforts. Nutrition concerns are addressed more comprehensively under the health sector strategy (Strategic Block IV - Human Development - Health). The PRSP also gives prominence to the issues related to food safety, food quality, healthcare, and safe water and sanitation for all, with special emphasis on children’s needs.

As regards food availability and access dimensions, the policy thrust of the PRSP is on ensuring affordable food supply through efficiency gains in agricultural production, distribution and trade as well as enhancing the purchasing power of the poor, through diversifying and expanding income opportunities at large. The main body of the PRSP text prioritizes technology development and the creation of an enabling environment for private sector participation along with efforts to improve coverage and effectiveness of social safety nets.

Food price stabilization policies are not explicitly considered in the main text but have been, nonetheless incorporated under PRSP Food Security Policy Matrix 8<sup>26</sup>, which provides a basic roadmap for improving security, along the strategic lines defined in the Comprehensive Food Security Report (July 2000). This includes creating an enabling framework for food security (food security policy formulation, food safety policy), assuring low cost food supply, smoothing fluctuations in food consumption, increasing purchasing power and entitlement of the poor, ensuring better food utilization and more nutritious food for all, particularly the poor.

### I.2.2. The NFP and the Millennium Development Goals (MDGs)

Bangladesh has made remarkable progress towards reaching the Millennium Development Goals (MDGs) by 2015, with indicators showing that Bangladesh is “on track” to reach 100% enrolment rates and gender equality in primary and secondary education and in significantly reducing child and maternal mortality

Evidence suggests that food security and nutritional well being improves human potential, and reduces poverty by boosting productivity throughout the life cycle and across generations. Thus, the NFP agenda on sustainable and pro-poor agricultural and rural development, food diversification, women and vulnerable groups’ empowerment, skill development, sanitation, health and nutrition, is forcefully supportive of the overarching **Millennium Development Goal on poverty and food security (MDG1)**, and will clearly underlie progress towards many other MD Goals.

In particular, efforts to improve smallholder agricultural productivity, strengthen agricultural linkages within the rural economy will have direct impacts on the incomes of the rural poor, whilst increased and more diversified food production shall contribute to better diets and improvements of nutritional outcomes.

---

<sup>25</sup> GED, Planning Commission, GOB 2005, “*Unlocking the Potential: National Strategy for Accelerated Poverty Reduction*”, October.

<sup>26</sup> For the list of PRSP Policy Matrices see Appendix 1



The NFP agenda on enhancing rural women's participation in agricultural activities, promoting women's entrepreneurship, is fully aligned with **MDG3 (Promote gender equality and empower women)**. Meanwhile, women and children represent the key target groups of the overall NFP policy agenda on nutrition and utilization of food, which, coupled to food diversification and income-generation efforts, will be clearly instrumental for **improving maternal health (MDG5)**, and **reducing child mortality (MDG4)**. Poor nutrition is implicated in more than half of all child deaths worldwide and is intimately linked with poor health and environmental factors. Targeting nutrition improvement actions for children particularly in the first year of life is strategically important because malnutrition in infancy is the genesis of malnutrition in pre-school age and is also directly or indirectly associated with most child deaths.

Also, efforts to enhance aggregate food supply and access coupled to more specific measures for empowering women and households, improving maternal and child health and nutrition, shall together contribute to improving the chances that a child will go to school, stay in school and perform, thereby supporting progress towards **MDG2 (Achieve universal primary education)**.

Finally, in line with **MDG7 (Ensure environmental sustainability)**, environmental sustainability has been effectively mainstreamed into the NFP agricultural policy agenda for enhancing food supply and also biodiversity.

*For highlights of the PoA-MDG linkages by area of intervention, see Table 1, in 1.3.2*

### **1.3. The NFP Plan of Action (PoA 2008-2015)**

As noted earlier, the NFP Plan of Action builds upon an extensive review of the NFP provisions and their linkages with existing food-security relevant national and sectoral planning documents (see Appendix 1), supplemented by several rounds of consultations with relevant partner ministries/agencies as well as non-government stakeholders. The main outcome of this process has been the elaboration of the "PoA Matrix" (see Part II), which forms the core of the PoA and provides the basic framework for its monitoring. The section briefly describes the key methodological aspects of the PoA development and the key elements of the Action Agenda set forth in the PoA Matrix.

#### **1.3.1 Developing the PoA**

The PoA Matrix (See part II) identifies key areas of intervention and lists the priority actions that will be undertaken by ministries, government agencies and other national and international stakeholders during the implementation phase. In line with the log-frame approach to the PoA, under each area of intervention, priority actions are linked to a set of key policy targets, indicators, as well as specific timeframes. The matrix also points to a set of assumptions reflecting potential constraints on the effective implementation of proposed set of actions and subsequent achievement of the key related targets. Section VI below highlights other major assumptions that have cross-cutting implications for the implementation of the PoA.

Thus, the PoA matrix is meant to provide a workable basis for monitoring progress towards the key targets set for each area of intervention and the broader outcomes embedded in the three NFP core objectives.

**Consultative process:** Whilst the PRSP has given an impetus to a “multi-sectoral, multi-stakeholder” approach to addressing poverty reduction and human development challenges, the “sectoral approach” is still predominant, following which, each line ministry continues, to a large extent, to set policies and priorities without reference to ministries that have related mandates. This inevitably results in a number of gaps, inconsistencies and duplications, highlighting the need for strengthened consultative and coordination processes within and between responsible government agencies.

### **Box 3 The PoA consultative and drafting process**

(i) More than 100 consultative meetings between FPMU directors and staff, the Thematic Research Themes (TRTs) were organized on a weekly or bi-weekly basis from September 2006 to August 2007, with facilitation by the NFPCSP Technical Assistance Team to discuss and proceed with the drafting of the PoA. Those iterative consultations were supplemented, as relevant, by meetings with other key stakeholders within and outside the government.

(ii) Three technical seminars involving representatives of key partner ministries/divisions, including representatives of partner ministries not represented in the TRTs/FPWG (e.g. Ministry of Industry, Ministry of Commerce, Ministry of Labour and Employment) were held on 19 March, 28 March and 4 April 2007 to discuss and the action agenda (the Plan of Action Matrix) for achieving the NFP Objective 1, 2 and 3, with a particular focus on ensuring consistency with partner ministries’ sectoral priorities and strategic planning documents.

(iii) Based on comments and suggestions received, a first draft of the NFP Plan of Action (Narrative + Matrix) was elaborated and discussed further in a broader consultative workshop on 30 May 2007, which brought together more than 60 representatives of partner ministries, NGOs, as well as the donor community.

(iv) A revised draft capturing the outcomes of this broader consultation was then submitted to the FPWG in July 2007 for further review and endorsement. Additional recommendations of the FPWG, regarding notably PoA implementation guidelines, were incorporated in a third draft of the PoA (August 2007).

(v) The ensuing version of the document was submitted by FPMU to the Secretaries of 12 partner/ministries represented in the Food Planning and Monitoring Committee (FPMC) and/or FPWG in September 2007 for their final review. Comments/ suggestions received from 8 ministries/divisions, namely, MoFDM, MoA, MoP (BBS Agricultural Wing, Planning Division, IMED, MoLGRDC (LGD and RDC divisions), MoF (ERD) were subsequently reflected, as relevant, in a revised version of the document (January 2008).

(vi) Upon recommendation of the Adviser Food, MoFDM, a “validation workshop” was held on 15 May 2008 to review and endorse the overall amendments made to the PoA document made since the first broad based consultation held in May 2007. The workshop brought together high officials of the MoFDM, MoA, and MoF, FPMU officials and other practitioners of the MoFDM, the MoA, MoLGRDC and Ministry of Planning, as well as representatives of the donor community. Additional suggestions made by the participants have been incorporated in the present document.

The development of this PoA involved regular interactions between FPMU staff, partner ministries’ officials represented in the TRTs, and the NFPCSP technical assistance team, to discuss and get a common understanding of the NFP strategic contents and their relationships with sectoral planning documents and on-going projects and programs, as well as methodological issues related to the PoA Matrix development.

More specifically, drafts of the PoA matrices relevant to each of the three NFP core objectives were prepared based on the findings of the aforementioned policy review work, as well as additional inputs received from various partner ministries, as part of the iterative consultations of the TRTs.

The contents of the PoA matrices, including targets, actions, performance indicators, were discussed further and refined by the TRTs through a set of broader consultations organized under the leadership of the MoFDM/FPMU in the form of seminars/workshops that brought together representatives of key partner ministries, including some not represented in the FPWG/TRTs, various NGOs, national policy experts, supplemented by individual meetings with other key stakeholders. The ensuing first comprehensive version of the PoA (August 2007) was submitted to the Secretaries of partner ministries/divisions represented in the Food Planning and Monitoring Committee and/or FPWG for a final review with comments/suggestions received reflected, as relevant, in the present document (see Box 3, for more details on the PoA consultative and drafting process).

Whilst the strategic provisions of the NFP document places significant emphasis on addressing the specific constraints and challenges facing marginal farmers, landless people, and other vulnerable groups (women, children), as well as disadvantaged geographical areas (chars, haors, hills), the consultation process, notably with NGO representatives, food security researchers and practitioners, provided additional feedback on the food security context at local/grassroots level that helped refine the PoA action agenda.

***Identifying key areas of intervention (programmatic areas):*** Compared to other policy documents, the NFP provides a relatively detailed set of guidelines regarding both priority areas for intervention and key action lines (especially in relation to its core objectives 1 and 3). Thus, the key areas of intervention (programmatic areas) listed in the PoA are essentially those proposed in the NFP. However, a few adjustments have been made, on the basis of policy consistency considerations as well as the outcomes of the consultative process.

Thus, following consultations with stakeholders, NFP's broad provision on the "Adoption of macro-policy for broad-based labor intensive growth", has not been singled out in the PoA matrix as a key area of intervention. Indeed, the overall "agriculture/rural development-led growth" paradigm underpinning the NFP and its PoA is precisely about broad-based labor intensive growth. Rather, many enabling macro-policy actions (regarding fiscal, trade and financial/credit policies in particular) are referred to in relation to specific areas of intervention. Meanwhile, the NFP does not contain clear-cut provisions regarding the macro-economic framework for food security. Implications of the Bangladesh macro-economic framework set forth in the PRSP for the implementation of the PoA are briefly discussed in section VI below.

Another NFP strategic proposal on promoting "employment-enhancing technology" turned out to diverge from those made in MoA planning documents (specifically the APB, 2006), which underscore promoting small-scale mechanization, a process currently underway. The rationale for small-scale mechanization lies in the need to increase productivity in a context of rural labor shortage. Indeed, due to this shortage, many farmers face problems in completing agricultural operations, especially during the planting harvesting and threshing periods. Small agricultural machinery such as the power tiller, rice-wheat thresher, are therefore considered as alternative ways to manage labor storage and keep crop production at a high and economic level.

Also, many stakeholders consulted during the PoA development process recommended incorporating those issues in the PoA, given their cross-cutting importance from the view point of sustainable agricultural production and food security. Thus, in line with the NAP (1999), the Land Use Policy (2001) and further recommendations of the Agricultural Sector Review (see Actionable Policy Brief, 2006, pp. 41-43), the PoA underscores the protection of agricultural land, the optimal use of land based on agro-ecological characteristics as key dimensions of its agenda for promoting the sustainable use of agricultural inputs (see Area of Intervention 1.3 below).

Finally, the promotion and protection of breastfeeding and complementary feeding, although not prioritized in the NFP document, has been identified as a key area of intervention under the PoA towards achieving Objective 3, in line with National Plan of Action for Nutrition (1997) and the National Strategy for Infant and Young Child Feeding in Bangladesh (2006).

**Action agenda and policy linkages:** As noted earlier, the PoA builds upon an extensive review of the linkages between the NFP and existing food-security relevant policies and other strategic frameworks, including PRSP policy matrices, but also sectoral action plans, especially those developed in the wake of the PRSP formulation. Accordingly, for most of the actions spelled-out in the PoA matrix for each area of intervention, explicit references are made to the relevant strategic documents/plans they originate from. Major policy/planning documents referred to include:

- *PRSP specific policy matrices and their medium-term and future agenda*
- *The National Agriculture Policy (NAP, 1999) Plan of Action (2004)*
- *The National Agricultural Extension Policy (NAEP) Plan of Action (1995-2010)*
- *The Actionable Policy Brief (APB) (2006)*
- *The National Plan for Disaster Management Plan (2007-2015)*
- *The National Land Use Policy (2001)*
- *The National Rural Development Plan (NRDP, 2001)*
- *The Industrial Policy/ SME Policy (2005)*
- *The National Food and Nutrition Policy (1997)*
- *The National Plan of Action for Nutrition (1997)*
- *The Health, Nutrition and Population Sector Program (HNPSP)(2006-2010)*
- *The National Health Policy (2000)*
- *The National Women Development Policy (2004, draft)*
- *The Bangladesh Pure Food (Amendment) Act (2005)*
- *The National Strategy for Infant and Young Child Feeding in Bangladesh (2006)*

This is meant to facilitate follow-up and coordination of the PoA implementation and monitoring processes (see below). Consistency of the PoA with on-going and planned food security relevant policy efforts has been further scrutinized in light of the strategic and result-oriented information (including stated medium-term targets and performance indicators) contained in the planning documents which were being prepared by partner ministries under the Medium Term Budgetary Framework (MTBF), at the time the PoA was formulated.

Whilst many proposed actions are subsequently referring to existing programs, others will, however, require new projects/programs to be formulated on the basis of practical experience, current knowledge and capacity.

***Cross-cutting areas of intervention and actions:*** Given the close interrelationships between the three core objectives of the NFP, there are a number of interventions/actions that can clearly serve one or more of the NFP objectives. These have been highlighted in the PoA matrix with a view to stressing their particular importance, as well as for internal consistency purposes (e.g. development of early warning and forecasting system and private storage can help food availability and stability of supply and relieve accessibility constraints).

***Targets, indicators and action timeframes:*** For each area of intervention, key policy targets have been spelled out based on the contents and the NFP, relevant PRSP policy targets/goals and specific objectives enshrined in MTBF related medium term planning documents.

The PoA matrix proposes a set of “Output indicators” (to measure progress towards the policy targets) and “Input indicators”, as relevant (to measure progress in the implementation of particular actions towards achieving the targets). These draw extensively upon the set of indicators suggested in the PRSP Monitoring and Evaluation framework (PRSP Annex 3). Thus, as for the PRSP, the list of indicators remains suggestive and shall be refined as part of the monitoring process (see Section V).

The PoA also proposes a tentative set of outcome indicators related to each of the NFP core objectives.

*Ideally*, the matrix should provide clear benchmarks as well as progress and terminal quantified target indicators, as relevant, at the outcome level as well as for all areas of intervention so that outcomes and implementation progress can be systematically monitored. However, quantified policy target indicators cannot be set arbitrarily and require a thorough assessment of baseline conditions and what is achievable within defined time-horizons given capacity and financial constraints, as well as consensus among responsible actors. Furthermore, in rapidly changing environments, targets may require adjustments. Thus, in the present document, official benchmarks and targets, such as various MDG-related targets in the areas of nutrition, health/safe water sanitation and poverty reduction have been retained as references for monitoring the PoA at the outcome level. Quantification of many of the policy target indicators suggested under the various areas of intervention of the PoA (output level) - e.g. % increase in maize, potato, pulses, oilseeds vegetables, fruits and spices production by 2015 (AoI#1.4 Agricultural diversification); % increase in the number of women engaged in agriculture by 2015 (AoI#2.5 Income generation for rural women and disabled people); % increase in the number of women educated in nutrition and health care services by 2015 (AoI#3.3 Nutrition education for dietary diversification) - is expected to take place as part of partner ministries’ medium term planning exercises under the MTBF, in line with current practices. Whenever available and as relevant, these quantified medium term targets would be referred to as part of PoA monitoring process (see Section V).

Differences in timeframes of existing sectoral planning documents and disseminated evidence regarding the implementation status of food security relevant projects and programs placed significant constraints on setting timeframes for, and thus accurately *prioritizing* over time the various actions covered by the PoA. Meanwhile, consultations with stakeholders were mostly focused on reviewing the consistency of targets and actions and indicators. Information contained in the PRSP policy matrices regarding on-going and short-term-medium term oriented interventions and future priorities, as well as in MTBF-related planning documents, was used as primary reference for attributing timeframes. The PoA distinguishes between priority actions in the ST/MT (FY07-08 to FY10-11) and for MT/LT (FY10-11 to FY14-15),

whilst also highlighting actions with continuous priority over the whole period. Timeframes provided in the PoA matrix, shall be considered as indicative only<sup>27</sup>.

### **I.3.2 Action Agenda: Overview**

The following paragraph provides an overview of the strategic elements of the PoA matrix (see Appendix 1) in terms of key targets, priority lines of action for the short-term/medium term (ST/MT) and medium term/long term (MT/LT) under the 26 areas of intervention covered by the PoA (for details see Part II - PoA Matrix). It also highlights their linkages with the MDG1 and other related human development goals (see Table 1).

*For an overview of PoA linkages with NFP core objectives see Appendix 2.*

#### ***Core Objective 1: Adequate and stable supply of safe and nutritious food***

##### **Area of Intervention # 1.1: Agricultural Research and Extension**

*Agricultural performance improvements will be driven by higher yields of rice, wheat, and other traditional crops and diversification into higher value-added crop and non-crop products. Therefore, active extension services are needed to disseminate appropriate research-supported technologies to farmers. Whilst much has been initiated already, strengthened efforts are needed to meet local information and technology needs across the country, to better address constraints facing small and marginal farmers, disseminate information, strengthen links between research and extension, as well as accountability mechanisms.*

***Target(s): Demand-driven crop and non crop new technologies developed and disseminated; demand led and pro-poor extension service expanded.***

***Action Agenda:*** Under this area of intervention, the PoA calls for strengthening research and extension to introduce modern technologies and actively promote their dissemination through need-based extension service in crop and non-crop sectors. In the ST- ST/MT, it recommends a thorough assessment of the existing linkages between research and extension services and identification of areas for improvement. It also provides for increased investment in research (both crop and non-crop) to upgrade research facilities and enhance the skills of the scientists involved in research. In the MT/LT, the PoA emphasizes strengthening of bio-technology related research including their application, focusing attention to Agro Ecological Zones and specific rain-fed production systems. In the area of extension, it recommends introducing new extension methods (e.g demo farms, farmer schools), along with necessary training; in line with its demand driven and pro-poor approach, it also calls for expanding community based extension and training system and strengthening GO-NGO-private sector collaboration for extension delivery in the ST/MT. In the MT/LT, the PoA underscores setting up of a Special Agriculture Service Center (SACS) and the extension of the Livelihoods Empowerment and Agro-Forestry model (LEAF) at *upazila* level and strengthening institutional mechanisms for

---

<sup>27</sup> Since the core of the PoA document was developed in 2007, some of the actions recommended in the ST/MT, but especially in the short term, such as those derived from the current PRSP agenda (2005-2008) are presumably at an advanced stage of implementation.

coordination between research and extension, through the establishment of an Advisory Committee.

### **Area of Intervention # 1.2: Use and Management of Water Resources**

*Irrigation is as important as fertilizers, especially for HYV rice and other crops such as wheat, potatoes, and for short winter season crops. The area under irrigation in Bangladesh increased from 7.3 million acres in 1992-993 to 11.5 million in 2003-04. However, further improvements in coverage need to be backed-up by a sustainable use and management of water resources, given soil, land, agricultural engineering and other constraints. The intensive and increasing use of shallow tube well irrigation has led to a lowering of the water table in many areas of the north and north-western regions. The quality of groundwater is also deteriorating because of excessive use of chemical pesticides, whilst arsenic contamination of crops has also become an issue.*

***Target(s): Increased irrigation coverage; improved delivery and efficient use of safe irrigation water; reduced dependency on ground water; reduced cost of irrigation water***

***Action Agenda:*** To ensure effective use and water management, recommended actions in the ST/MT primarily involve strengthening on-going efforts to facilitate access to irrigation equipment, develop market-oriented policies for the development of small- irrigation systems, and to intensify training of farmers and agricultural workers in order to improve the use of irrigation water and on-farm water management. In line with sustainability and safety concerns, the PoA also recommends increasing the number of water treatment plants and continuous monitoring of arsenic contamination and a continuous expansion in the use of surface water relative to ground water. It also recommends implementing a set of policy and institutional measures including, rationalizing water pricing by different irrigation holders, and restructuring the irrigation wing of Bangladesh Agricultural Development Corporation (BADC). In the MT/LT, the PoA calls for mainstreaming irrigation programs in the major flood control projects and exploring possibilities of replacing diesel engine with Compressed Natural Gas (CNG) operated engines, as well as ensuring uninterrupted power supply. These actions are in line with the PRSP, the APB (2006), MoA-Medium Term Plan, and MoFL-PRSP Roadmaps (2006).

### **Area of Intervention # 1.3: Adequate Supply and Sustainable Use of Agricultural Inputs**

*Agricultural diversification and productivity enhancements are conditional upon the efficient delivery of agricultural inputs, including quality seeds, fertilizers, pesticides, equipment. Persisting problems such as lack of timely availability, poor quality, and high price, especially in remote rural areas, need to be carefully addressed. Making an efficient and sustainable use of agricultural inputs, especially, fertilizers, pesticides and land, is equally critical. The increasing population in Bangladesh has propelled the expansion and intensification of non-agricultural use of land, including settlements, industrial and infrastructure developments etc., along with the encroachment and conversion of land from one use to another. This needs to be addressed through adequate management of land resources, based on proper regulations and adequate land use planning mechanisms.*

- ***Target(s): Increased supply of quality crop and non-crop seeds, timely supply of fertilizers and balanced use of fertilizers; Increased efficiency and sustainability of***

***agricultural land use; Agricultural land use for non- agricultural purposes effectively regulated; Agricultural machines and equipment available at affordable prices; strengthened Integrated Pest Management (IPM) and Integrated Crop Management (ICP)***

**Action Agenda:** In line with PRSP, the APB (2006), the National Seed Policy, MoFL Roadmaps for implementing the PRSP, the PoA of the NAP (1999) and the MoA medium term plan, the PoA calls for strengthening the supply of foundation and breeder seeds to registered seed producers, supporting private sectors for seed development and trade, undertaking farmer's level seed production program. In the fishery sub-sector, the PoA underscores developing hatchery regulations and regulating the use of chemicals and in the livestock sub-sector, to promote the production of quality feed and alternative feed. In both sub-sectors, it is also recommended to reduce in-breeding practices on a continuing basis. In the MT/LT, the PoA emphasizes strengthening the seed certification system, encouraging the use of organic manure/bio-fertilizers, extending soil testing facilities down to *upazila* and Union levels and minimizing the use of pesticides as part of IPM and ICM programs. As regards agricultural land use, the PoA recommends developing and enforcing regulations to maximize the use of fertile arable land for agricultural purposes, in line with the NAP (1999) and National Land Use Policy (2001). In line with the recommendations of the Actionable Policy Brief (2006), the PoA also emphasizes in the ST/MT, land zoning and Agro-Ecological Zones (AEZ)-based land development plans incorporating sustainable and profitable cropping patterns. The formulation of a comprehensive agricultural mechanization policy is also proposed as a key action to guide the agricultural mechanization process in Bangladesh, ensure the provision of adequate, needs-based support to farmers, in consideration of both competitiveness and employment issues. The PoA also recommends the examination of the impact of current input price policies and subsidies on agricultural profitability and competitiveness.

#### **Area of Intervention #1.4: Agricultural Diversification**

*Consumption of balanced food remains a critical concern as the diet of millions of people still does not include nutritious food like fish, egg, meat, and fruits and vegetables. Bangladesh's past experience with diversification suggests that strategies for diversifying agricultural production need to be backed-up by clear understanding of the relative profitability of competing crops, physical and location-specific conditions for non-crop enterprises, supply chain of high value products and provisions for processing, storage and marketing activities, as well as sustainability issues. They also require a clear appraisal of existing and foreseeable domestic production constraints as well as of international trade opportunities.*

**Target(s): Increased and well-managed production of high value crops, fish and livestock products.**

**Action Agenda:** In line with its integrated approach to agricultural diversification, the PoA first underscores the effective implementation of the PoA under AoI#1.1 (*Research and Extension*) for non-cereal crops and AoI#1.6 (*Physical Market Infrastructure Development*) and AoI#1.7 (*Agricultural marketing and Trade*). Acknowledging the multiple constraints and variables that need to be taken into account for a consistent and sustainable diversification strategy, the PoA underscores in the ST developing a clear "work plan" to increase production of high value crops by 25% and introducing modern varieties of maize, pulses, oilseeds, vegetables and fruits, whilst continuing with on-going programs for scaling-up fish, poultry



and livestock production. In the ST/MT and in line with sustainability concerns, and AoI”1.3, the PoA recommends integrated crop management with further links to the livestock and fishery sub-sectors, i.e integrated fish-crop-livestock farming systems.

### **Area of Intervention #1.5: Agricultural Credit and Insurance**

*Current agricultural credit levels, in particular by formal banking institutions remain well below the needs of agricultural producers, especially small and marginal farmers. Furthermore, this gap cannot be expected to be filled by micro-finance institutions, which are mostly lending for non-agricultural purposes. High administrative and transaction costs, low recovery levels, poor perceived creditworthiness and collateral requirements contribute to this unsatisfactory performance in agricultural lending. The problem is further compounded by the absence of insurance mechanisms to cover borrowers in case of crop failure and instability in production*

***Target(s): Increased formal credit to agriculture, especially to small and marginal farmers; improved coverage of financial loss due to failure of crops, livestock and fish production.***

***Action Agenda:*** In line with many policy and planning documents (PRSP, APB (2006), the NAP PoA (2004), the PoA reemphasizes the need for increasing financial support for poor agricultural producers to enable them to go ahead with crop, livestock and fish production. In this regard, in the ST/MT, the PoA calls for measures geared towards reducing transactions costs, simplifying lending procedures, revising financial institutions’ creditworthiness criteria, strengthening of monitoring and supervision mechanisms alongside efforts to improve coordination of lending activities among financial institutions, including strengthening Government/NGO collaboration in addressing financial needs of marginal farmers and producers. The PoA provides for a significant expansion of rural bank branches in the MT/LT and the development of a small farmer development fund. As suggested by the NFP, the PoA also recommends exploring the feasibility of introducing insurance schemes to support producers when production fails, and/or when they cannot repay loans due to production failures.

### **Area of Intervention #1.6: Physical Market Infrastructure Development**

*Agricultural productivity increases critically depend on good infrastructure. Physical infrastructure development is also the precondition of an efficient food marketing system and the development of the agro-processing sector. Deficiencies in transportation/connections with markets, packaging, handling and storage facilities and appropriate market continue to prevent farmers from getting full returns on their produce.*

***Target(s): Improved private storage, market and transportation facilities, improved market connectivity at local, national and international levels***

***Action Agenda:*** The PoA proposed actions in the ST/MT to achieve the above targets are centered on the provision for special credit facilities for developing appropriate storage/preservation, packaging and transportation of goods, the expansion and maintenance of road linkages between farms and markets, improvement of submersible roads, quays (*ghats*), growth centers, village markets (*hats*) with a particular focus on ecologically and economically vulnerable areas (e.g. monga-prone areas), and on developing a policy framework for private sector participation in infrastructure development. All those actions are

supported by a number of on-going programs. In the MT/LT, the PoA places the emphasis on improving railway container and air cargo capacity.

### **Area of Intervention #1.7: Agricultural Marketing and Trade**

*Strengthening of food marketing - especially marketing information - and trade systems is identified as a priority to promote fair prices for agricultural commodities and to reduce post-harvest losses, as well as to support productivity enhancements and diversification efforts.*

**Target(s):** *Reduced marketing costs of agricultural products, strengthened market integration*

**Action Agenda:** In line with the APB (2006), the PoA emphasizes a set of institutional building interventions to spur agribusiness development, including strengthening capacities of DAM, BSTI, Hortex Foundation; promoting the expansion of farmers associations, developing efficient food marketing information systems through greater reliance on Information and Communication Technologies (ICT), as well as reliable forecasting models. The PoA notably recommends establishing an agri-business fund. It also calls for effectively implementing the PoA under AoI# 1.6 on development of proper transport and storage systems, as well as promoting quality and maintenance of good hygiene practices.

### **Area of Intervention # 1.8: Policy and Regulatory Environment**

*Agricultural commodities pass through several intermediaries before they reach the consumer, with significant variations in marketing margins and producers' share. In many instances, the prices the consumers pay happen to be much higher than what they could be, whilst those received by poor farmers are very low. Strengthening of marketing systems shall help in ensuring fair prices. However, several other factors of poor market performance, such as unfair competition, the excessive number of intermediaries, transportation leakages, excessive tolls, need to be addressed through proper market policy and regulation.*

**Target(s):** *Updated legislation regulating food markets enacted and enforced*

**Action Agenda:** In line with the APB (2006), the PoA underscores a series of ST/MT actions, including the amendment of the 2002 Market Management and Leasing Policy and Agricultural Market Produce Regulation Act of 1964, improving monitoring systems of private storage and food supply practices, rationalization of market charges, taxes, levies, and enactment of anti-trust and anti-monopoly acts.

### **Area of Intervention #1.9: Early Warning System Development**

*One of the most effective measures for disaster preparedness is a well-functioning early warning system that delivers accurate information dependably and on-time. Short and long-range forecast related to climate, food production and prevailing supply-demand and price situation are necessary for better food security management so that farmers can better plan their crop production management and that the government can adjust the emergency food requirement and take timely measures to address price instability.*

**Target(s):** *Well-functioning domestic Early Warning System established and integrated/coordinated with the global Early Warning System*

**Action Agenda:** To achieve the above targets, the PoA underscores assessing the current functioning, including technical and organizational capacity of existing Early Warning and Food Security information systems and related institutions. In the ST to MT, it recommends evaluating methodologies for assessing the impacts of climate change on natural and human resources, the development/ upgrading of existing forecasting models to provide information on price, demand, supply and production, and the strengthening of warning information transmission processes to relevant stakeholders, through greater reliance on Information and Communication Technologies (ICT). In the MT/LT, the PoA provides for capacity building programs on existing and new methodologies, and measures to strengthen the linkages between global and national early warning systems.

### **Area of Intervention #1.10: Producer Price Support**

*Producers need adequate incentives. They often sell immediately after harvest when prices are low. In order not to incur loss, the government seeks to provide a support price higher than the one that prevails in the market at which it procures. Notwithstanding procurement capacity constraints, whether procurement prices set by the Government provide effective incentives for producers remain an issue, highlighting the need to improve the overall procurement policy through an integrated strategy.*

**Target(s): Enhanced effectiveness of the public procurement system; producer price effectively supported during post harvest seasons**

**Action Agenda:** In the ST/MT, the PoA recommends improving the methodology for determining price and quantity of procurement, including estimation of production costs and production targets. In this regard, the PoA also underscores the effective implementation of the PoA for AoI 9 (*Early Warning System Development*). The PoA also argues for more transparent procurement rules and decisions, and recommends the conduct of impact studies to assess the effectiveness of procurement administration. At the operational level, the PoA underscores increasing purchases through open competitive tenders.

### **Area of Intervention #1.11: Public Stock Management / Price Stabilization**

*Public stock management is essential for the effectiveness of the Public Food Distribution System (PFDS) and Open Market Sales (OMS). The GoB has to maintain rolling stocks to cater to the needs of the PFDS as well as minimum buffer stocks for emergency distribution. This calls for a careful planning and management of the quantities to stock and release, and for storage facilities to be established as well as for improving/monitoring of existing storage quality.*

**Target(s): Improved public stock management, adequate public storage facilities and capacities and enhanced effectiveness of OMS**

**Action Agenda:** In the first place, the PoA underscores effectively implementing the PoA under AoI#1.9. In the ST/MT, the PoA calls for modernizing public storage, ensuring transparent use of public foodgrain stocks, and improving monitoring of private stocks and imports. The PoA also emphasizes greater reliance on computerized systems at both local and central levels, to more effectively monitor and control storage and stock positions. It also

recommends exploring the possibility of introducing public-private partnerships for a cost-effective expansion of PFD-related storage capacities. In the MT/LT, the PoA places a greater emphasis on private storage and calls for leasing underutilized public storage facilities to private sector. The PoA also underscores improvements to OMS operations and other food distribution systems, such as Vulnerable Group Development (VGD), Vulnerable Group Feeding (VGF) and food/cash for work/education.

## ***Core Objective 2: Increased purchasing power and access to food of the people***

### **Area of Intervention #2.1: Agricultural Disaster Management**

*The GoB has been placing increased emphasis on of the reduction of human, economic and environmental costs of disasters, through enhancing the national capacity for disaster mitigation. Mitigation practices pursued by the GoB focus on (1) preparedness and possibilities for action to reduce risks and losses, and (2) better coordination mechanisms between all actors involved (GoB, NGO and community people at the grass-roots level) during all phases of disaster. The PoA recommends strengthening of these efforts with particular focus on agriculture-related risks and disasters.*

***Target (s): Enhanced disaster preparedness and post-disaster rehabilitation in agricultural systems.***

***Action Agenda:*** In the ST/MT, the PoA calls for strengthening the effectiveness of existing post-disaster rehabilitation programs in agriculture. It also recommends the effective implementation of disaster-management related actions proposed under the PoA- Objective 1, including continued research on weather and disease-resistant varieties and associated with this, the expansion of existing integrated disease and pest management programs (see AoI#1.1, *Agricultural research and extension*), timely irrigation supplementation measures in times of drought and, in the MT/LT, effective mainstreaming of irrigation programs in major flood control projects (as per AoI#1.2 *Use and management of water resources*), and the establishment of an efficient Early Warning System (AoI#1.9, *Early Warning System Development*). The PoA also emphasizes, in the MT/LT, the exploration of the feasibility of introducing insurance systems for small farmers and other agricultural producers. The overarching action line proposed in the PoA is the effective implementation of the comprehensive set of interventions (institutional and human capacity-building, awareness raising, warning systems and community involvement) planned in the recently developed National Plan for Disaster Management (2007-2015), with a special focus on agricultural disaster risk reduction and preparedness.

### **Area of Intervention #2.2: Emergency Distribution from Public Stock**

*Emergency distribution augments food availability in the disaster-affected areas. The critical issue here is how quickly the required quantity of food reaches the disaster-affected people. This in turn is contingent upon two factors: availability of requisite food stocks in the local supply depots and adequate transport infrastructure through which food can be channeled to the intended beneficiaries. A successful implementation of emergency distribution programmes calls for effective interagency/ inter-ministerial cooperation and coordination.*

***Target(s): Improved coverage and effectiveness of emergency distribution programmes.***

**Action Agenda:** Acknowledging that an important prerequisite for successful emergency food distribution is to have adequate public stock of foodgrain, preferably in supply depots closer to the places of occurrence of the disasters, the PoA prioritizes the effective implementation of ST/MT interventions geared towards improving public stock management and early warning systems, as called for under the PoA-Objective 1, AoI#1.9 (*Early Warning System Development*) and AoI#1.11 (*Public Stock Management/Price Stabilization*). With regard to emergency distribution coverage and effectiveness, the PoA also recommends the timely implementation of interventions (selection of target beneficiaries, reaching to the beneficiaries, cost-effectiveness) under AoI#2.3 (*Effectiveness of targeted programs and safety nets*) with specific reference to relief programs.

### **Area of Intervention #2.3: Enabling Environment for Private Food Trade and Stock**

**Targets:** see PoA under AoI#1.6, 1.7, 1.8

**Action Agenda:** The PoA acknowledges the importance of reaping the benefits of a greater involvement of private agents in food trade and stocks to improve access to food in both emergency and normal times. In this regard, the PoA advocates the effective implementation of the set of actions proposed under AoI#1.6 (*Physical Market Infrastructure Development*), AoI 7 (*Agricultural Marketing and Trade*) and AoI 8 (*Policy/regulatory environment*) to create an enabling environment for private food trade and stock

### **Area of Intervention #2.4: Effectiveness of Targeted Food Security Programs and Other Safety Nets**

*Bangladesh has a wide range of food-based and/or cash-based targeted programs geared towards promoting food security among the most vulnerable segments of the population. Food based and cash based targeted programs are critical, in that they provide leverage to improving policy coherence, scaling up and promoting best practices, whilst highlighting the potential of new/appropriate technologies such as nutritionally fortified or blended foods. However, many extreme poor and vulnerable segments of the population are not adequately covered whilst ecologically vulnerable and economically weak areas such as monga-prone areas in north-western Bangladesh, chars and haors, need to be better targeted. The effectiveness of those programs also needs to be improved. There is evidence of relatively high leakage from food based programs. Furthermore, there are too many layers of decision-making in the selection of beneficiaries and too many Government departments involved in running the programs, resulting in a large administrative costs which needs to be streamlined. More generally, those programs fail to be integrated into a comprehensive social security policy framework.*

**Target(s):** *Improved coverage of vulnerable and disadvantaged people and areas (esp. Monga-prone areas); improved targeting; improved cost- effectiveness; reduced leakage; enhanced adequacy to vulnerable people's nutritional needs.*

**Action Agenda:** Most actions called for under this area of intervention are primarily anchored on the PRSP agenda for improving the effectiveness of safety nets (Policy Matrix 6). Thus in the ST/MT, the PoA calls for a thorough assessment of existing targeted programs, including emergency relief, reviewing the adequacy of transfer amounts, targeting (including geographical targeting) criteria and sources of leakage. This should go along with a set of

governance-focused interventions for strengthening accountability mechanisms, the capacity of implementing institutions at national and local levels and monitoring and evaluation systems, as well as the participation of local communities in program design, implementation and monitoring, on a continuous basis. Those ST/MT actions are meant to back-up actions for expanding coverage of programs/review design of programs to the ultra-poor and other vulnerable groups (destitute women, disabled people, slum dwellers, landless, the elderly), as well as to people living in vulnerable areas, e.g. munga-prone areas, *haors* and *chars*, with here, a particular focus on *employment generation-oriented programs* (e.g. *Cash For Work (CFW)/Food For Work (FFW)*). They shall also feed into the design of a clear institutional and strategy framework for program delivery and monitoring. In the MT/LT, the PoA also underscores strengthening the nutritional contents of food-based programs. Finally, in line with the PRSP, the PoA stresses the further expansion of other general safety nets (old age and widow allowance and pensions), using *union parishads* to select beneficiaries and distribute benefits.

### **Area of Intervention # 2.5: Income Generation for Women and the Disabled**

*Women, represent both a significant share of the food insecure population whilst being at the same time primary agents of household food security. Women are predominantly employed in family-based economic activities. Wage-earning women from landless households contribute a significant share (around 20%) of household's total annual income, whilst they also prove to invest larger amounts of money in nutrition and health. In line with the PRSP (Policy Matrix 15), the PoA calls for a multi-sectoral set of actions focused on women's skill development, access to productive assets and participation. At the same time, it places a stronger emphasis on addressing the specific needs of the disabled, calling for renewed and scaled-up efforts and partnerships to improve access of disabled people<sup>28</sup> to income generating opportunities. Whilst poor accessibility of the disabled stems from many factors, the lack of awareness about disability and the needs of disabled people act as a major barrier.*

***Target (s): Enhanced participation of women and disabled people in rural agricultural and other rural activities***

***Action Agenda:*** As regards women-focused interventions, in the ST/MT, the PoA emphasizes expanding women's access to agricultural extension services and inputs and strengthening of training activities on existing/traditional products and technologies, as part of MoA on-going initiatives in this area. The PoA also recommends effective targeting of poor women in the various interventions contemplated under the Fishery and Livestock roadmaps for implementing the PRSP. In the MT/LT, the PoA calls for specific training projects and programs to be developed in order to facilitate the participation of women in new/emerging agricultural and agro-based enterprises, alongside efforts to strengthen participation of women in project and program design. The PoA also emphasizes backing up poor women Income Generating Activities (IGAs)/micro-entrepreneurship development by a set supportive measures, including, in the ST/MT, expanding coverage and effectiveness of micro-credit/training programs, graduation from VGD programs, distribution of *khas* land, as well as expansion of community-based child care and other support services. In the MT/LT, the PoA especially calls for a greater integration of both financial and non-financial business service provision along with institutional reforms to expand women's access to the

---

<sup>28</sup> According to the World Health Organization (WHO) disabled people account for ten percent of our total population with most of those being physically disabled

commercial banking sector. The PoA acknowledges that increasing the participation of disabled people in mainstream activities poses extra- challenges and calls for strengthening support to on –going rehabilitation initiatives and programs of the MoSW and NGOs/Voluntary organizations, alongside efforts to strengthen Government/NGOs/Voluntary cooperation, and raise awareness about their specific needs.

### **Area of Intervention #2.6: Promotion of Agro-based/Agro-processing and Micro/Small Rural Enterprises**

*Vegetables, spices and tropical fruits currently grown in the country could more extensively supply raw materials to local agro-processing industries for both domestic and export markets. However, the development of the sector is hampered by the lack of modern agricultural practices and processing facilities, inadequate marketing techniques and networks, as well as limited finance and skills. Future development and contribution of the MSME sector at large is conditional upon a number of factors, including the selection of appropriate technologies, compliance with quality standards, training and skill development, access to finance, and development of sub-contracting relationships. The PoA emphasizes an integrated approach to address those constraints.*

***Target (s): Increased growth of agro-based/agro-processing industries and Micro, Small and Medium sized Enterprises (MSMEs)***

**Action Agenda:** In line with the agricultural-led growth approach to food security adopted by the NFP, the PoA emphasizes an integrated approach geared towards removing the major constraints on agro-based and rural MSME sector development. In this regard, it first emphasizes the effective implementation of the ST/MT agriculture-focused interventions proposed under AoI# 1.1, 1.5, 1.6 and 1.7 (see above), to improve agricultural producers' access to adequate technologies (strengthening of extension/research linkages), marketing facilities, market research and information, business development services, and finance, especially formal bank finance. The PoA recommends a similar set of supportive interventions for existing agro-processing enterprises, especially MSMEs, as part of the support package envisaged under the national Industrial and SME policies. In line with the APB (2006) and the SME policy (2005), the PoA underscores a “supply chain approach” (as opposed to the “supply-approach”) in the MT/LT and calls for developing programs to improve value chain management among input provides, traders, processors and service providers, backed-up by commensurate capacity-building efforts, within the vocational training system, as well as within existing enterprises. On the institutional side, it calls for building and strengthening rural economic organizations such as agri-business associations and cooperatives to pursue general market opportunities. Whilst the strategy is expected to benefit most advantaged regions in the ST/MT, the PoA underscores expanding support to more backward areas. Finally, the PoA calls for exploring the development of affordable insurance schemes for micro-entrepreneurs.

### **Area of Intervention #2.7: Market-driven Skill Development.**

*There is a persisting shortage of market-oriented training programs highlighting the need for institutional reforms, broad-based capacity-building, improved infrastructure and financing mechanisms. The formal Vocational Education and Training (VET) system (consisting of the*

*vocational training institutes of the Ministry of Education (MoE), and technical training centers of the Ministry of Labor and Employment) is not currently able to cater to market requirements and only covers a small proportion of the training needs. The lack of decentralized decision-making is also an issue. Informal vocational training initiatives, both technical and entrepreneurial, are more comprehensive and more needs-based in the approach but need to be anchored on a consistent VET strategy.*

***Target (s): Quality of technical and vocational education and training (TVET) increased to meet skill requirements of domestic and international markets***

***Action Agenda:*** The PoA acknowledges the need to back-up overall efforts towards enhancing people's access to food by a consistent, demand driven skill development strategy. In line with the PRSP (Policy Matrix 14), the PoA emphasizes improving access, relevance, quality, coordination, efficiency, and sustainability of technical and vocational education and training (TVET) in response to labor market needs, with a focus on curricula adjustment in the ST/MT and decentralization of vocational training provision in the MT/LT.

***Core Objective 3: Adequate nutrition for all individuals, especially women and children***

#### **Area of Intervention #3.1: Long-term Planning for Balanced Nutrition**

*The current national food basket is grossly imbalanced and inadequate resulting in widespread malnutrition in the country. Furthermore, the food chain of the country has changed enormously during the last decades with the emergence of new varieties of foods that require analysis of their nutrient composition. This calls for a comprehensive, result-oriented long term planning towards balanced nutrition*

***Target(s): Long term targets for physical growth established; standard food and nutrient intake established for different population groups; integrated plan for attaining standard food intakes targets established***

***Action Agenda:*** The PoA proposes, as a ST/MT action, to first develop a methodology for establishing and defining long-term targets for physical and intellectual growth. Associated with this are development of a proper methodology for determining the Recommended Dietary Allowances (RDA) of nutrients, particularly the calorie requirement, and conduct research to determine the RDA according to the needs of different population groups of different body size, physiological states and occupations for physical, mental and intellectual growth and development. For validation of the RDA so determined, the PoA recommends for a comparative analysis with the RDA of other countries, particularly with the neighboring ones that have comparable population and demographic characteristics.

To determine standard food intake and to prepare food-based dietary guidelines, particularly *setting a desirable dietary pattern* and diet charts at low cost for providing adequate and balanced nutrition according to the RDA, is a major action agenda in the NFP. Fundamental to this is the need for developing a dynamic tool and mechanism to ascertain the per capita consumption of cereals and other foods for food planning as well as the nutrient composition of the foods. The development/updating of a comprehensive national food composition database also represents an overarching action in this regard.



The existing monitoring programs on the impacts of nutrition interventions, with particular emphasis on the growth of children, are to be continued as a part of a long-term action plan. Also, in ST/MT, monitoring of the changes in food supply in relation to long-term changes in food demand should be carried out and in this regard, periodic updating of dependable national food balance sheets is necessary. Critical to all the above actions is identifying, in ST/MT, the priority interventions, in set and sequence, in line with the food security-related sectoral and national action plan targets, keeping in mind the linkages with production, availability, accessibility and consumption/utilization issues. Strong political will and commitment is a prerequisite for achievement of the above targets to align physical growth of the Bangladeshi population with international standards over the next generations.

### **Area of Intervention # 3.2: Balanced and Nutritious Food at Minimal Costs for Vulnerable Groups**

*This area of intervention is regarded as a high priority, given the fact that 40% of the population (nearly 60 million) lives below poverty line and is undernourished. Improving poor and vulnerable people's access to nutritious food requires a comprehensive strategy, involving both long term (diversification) and short term (targeted programs) efforts. Attention also needs to be given to people living in geographically vulnerable areas, particularly those in munga-prone areas. The PoA under this area of intervention thus cuts across with several other areas of intervention under Objectives 1 and 2.*

***Target(s): Increased availability through local production of low-cost items; poor, distressed and vulnerable women and children effectively covered by food-based nutrition programs, including Growth Monitoring and Promotion (GMP).***

***Action Agenda:*** The PoA first recommends the effective implementation of actions under AoI # 1.4 (*Agricultural diversification*, especially the implementation of a work plan to increase the production of high value non-cereal foods to provide the nation with a more balanced food basket) and also under AoI # 2.2 (*Emergency food distribution from public stocks*) and AoI # 2.4 (*Effectiveness of targeted programs and other safety nets*).

In addition to these, in the ST and the MT/LT, the PoA stresses on increasing vegetable and fruit production and productivity at national and household levels through integrated horticulture development, raising backyard poultry and community fish ponds, expanding the coverage of effective micro credit programs/training for poor women, mainstreaming nutrition education in sector programs for improved awareness among the poor and vulnerable groups, and developing special nutrition programs in urban slums, rural ultra poor households and munga-prone areas, targeted to under-5 children.

### **Area of Intervention #3.3: Nutrition Education for Dietary Diversification**

*The main essence of this area of intervention is to educate people, particularly rural poor women, on the importance of consuming a variety of foods and food combinations in order to achieve an appropriate balance of both macro and micronutrients in their diet. Promoting appropriate intra-household food distribution to meet the nutritional needs of all members, in particular women and female children is an important action. Anti-female biases in access to food and health care resources result in malnutrition and reduces women's access to assets that compromises women's empowerment (MDG 3: Promote gender equality and empower women). Nutrition training of upazila and community level functionaries, particularly women*

*as well as regular orientation at district levels for agriculture and health sectors is to be strengthened. Comprehensive nutrition education efforts and other demand side interventions will need to be intensified in order to improve nutrition outcomes. Alongside, these efforts have to be linked to supply side interventions such as improved access to and coverage of agricultural extension and health services, micronutrient supplementation and fortification, supplementary feeding, food-to-food enrichment, increased access to nutritious foods such as cheaper local fruits, vegetables, small livestock and fish for combating problems of nutrition, as addressed elsewhere in the PoA.*

***Target (s): Increased percentage of women educated in nutrition and primary health care activities through formal and non-formal education; increased home gardening and poultry raising activities by poor households***

***Action Agenda:*** In line with the National Nutrition Program/National Plan of Action for Nutrition (NPAN), the PoA calls for actions in the ST to MT to strengthen the existing formal and non-formal education as well as the behavior change communication (BCC) programs on balanced food and healthy child growth and hygienic and nutritionally sound cooking practices, through formal and non-formal curricula and educational channels and also through mass media. Updated nutrition education modules for inclusion into various education programs are required. Scaling up integrated home gardening through women-centered community actions in at least two thirds of households up to union level through training and better access to seeds, tools and materials, is also recommended. The PoA also emphasizes the promotion of food based dietary guidelines as a health, nutrition and agriculture policy tool. The NPP is currently in place in 105 *upazilas*, an important component of which is the Area Based Community Nutrition (ABCN) program. Since the program has demonstrated some positive changes in nutrition and health statistics in the project areas, the PoA recommends for an expansion in the coverage of this component, especially in the rural areas of the country. It also calls for devising methodologies for forging stakeholder consensus around results from operation research and monitoring and evaluation as well as capacity strengthening to fine tune strategies based on these inputs.

#### **Area of Intervention # 3.4: Supplementation and Fortification for Balanced Nutrition**

*This area of intervention concerns with mitigation of gaps in diets deficient in micronutrients through supplementation and fortification. The ultimate outcome is balanced nutrition for proper growth and development, especially poor women and children.*

***Target(s): Increased coverage of vitamin A; increased coverage and compliance of iron-folate supplementation and; increased coverage of households with adequately iodized salt***

***Action Agenda:*** In line with the PRSP and the Health, Nutrition and Population Sector Program (HNPSPP), the PoA calls for continued preventive and curative vitamin A+ and iron-folate tablet distribution programs and, in the ST, emphasizes the increases in the coverage of these programs. Special attention is recommended for Vitamin A Capsule (VAC) supplementation to mothers within six weeks of delivery. Regular Vitamin A Deficiency (VAD) surveys at the national level are also warranted.

As regards fortification, the PoA, in the ST, recommends activation of the newly instituted National Fortification Alliance (NFA), and also the National Salt Committee. The other ST actions include production of smaller packets of half a kilogram, or even less, of iodized salt,

regular refresher training for salt factory owners, workers and supervisors and undertaking special crash programs for iodized salt distribution in the northern part of the country, especially the pocket areas where iodine deficiency disorders (IDD) is persistently high.

The key ST/MT actions include activation of the “Sprinkles” (more bio-available form of microencapsulated iron and other micronutrients) production for mass scale consumption by under two years of age children and pregnant women for improvement of anaemia, strengthening the GoB/NGOs for VAD elimination programs, improving the distribution and marketing channels for iodized salt in remote areas, research on the higher prevalence of anaemia in Chittagong Hill Tracts (CHT), and promotion of nutrient-dense complementary feeding incorporating adequate animal sources. As MT/LT actions, the PoA recommends the undertaking of a national level integrated anti-anaemia programs, setting up production units for fortification of *atta* (whole wheat flour) and other food products in all divisional headquarters and strengthening the Control of Iodine Deficiency Disorders (CIDD) program through Universal Salt Iodization (USI). Food-to-food enrichment is also warranted as part of LT actions.

### **Area of Intervention # 3.5: Safe Drinking Water and Improved Sanitation**

*Safe drinking water and sanitation constitutes an important prerequisite for ensuring utilization of food for nutrition. These issues are of particular relevance in the context of the current water and sanitation situation prevailing in the country. In the area of water and sanitation, important issues include reducing water borne morbidity and mortality, reducing the number of people subjected to and at risk of arsenic contamination and ensuring access to community latrines in villages, bazaars, mosques and schools and public places, with particular attention to women’s needs. While progress has been made in this direction, much needs to be still done. In particular, strategic planning to introduce water supply and sanitation projects for all urban areas and installing piped water supply for the urban poor would constitute an important area of intervention. Increasing the number of tube wells in rural areas and installing water supply options to minimize water problems related to arsenic contamination, excessive iron and salinity, introducing water quality monitoring and surveillance program, mass hygiene awareness programs and research and development on appropriate and affordable technologies are some specific issues related to intervention for safe drinking water and improved sanitation.*

***Target: Safe water and sanitation facilities available and accessible for all by 2010.***

**Action Agenda:** In line with the PRSP, raising public awareness regarding safe drinking water (including arsenic contamination) and safe sanitation (including personal hygiene) is an imperative ST action recommended in the PoA. Under ST/MT, the installation of tube wells (with caution for arsenic contamination), one for every ten households, and construction of sanitary latrines for every household and for every school are the key actions. Strengthening the capacity of the local authoritative bodies through training of the concerned officials, increased block grants for the Local Government Institutes (LGIs), monitoring of the LGIs’ activities and strengthening/developing urban solid waste management through improved water sanitation services are other ST/MT actions.

### **Area of Intervention # 3.6: Safe, Quality Food Supply**

*Food safety and food quality together constitutes another important prerequisite for ensuring utilization of food for nutrition. Key issues related to food safety include access to safe and quality food for the people, reduction of food borne illnesses and behavioral change of people towards consumption and demand of safe and hygienic food. As part of a strategic development framework at the national level, policy elements related to of food safety and quality include the need for a food control system to ensure nutritious, safe and wholesome food for consumers and in promoting national economics for the well being of the population. The accompanying strategy for food safety and quality focuses on elements related to use of pesticides and their residues in the crops, and proper rotation of emergency stocks so they remain safe and of acceptable quality.*

**Targets: Enhanced access to safe and quality food, for domestic consumption and also for international trade.**

**Action Agenda:** The establishment of the proposed National Food Safety Council, enactment of the Consumers' Protection Act and improvement of the concerned IEC/BCC programs on food safety and safe food practices are recommended in the PoA as ST actions. In the ST/MT, institutionalization of safe and hygienic street food vending systems is an important action, given its contribution to food security and nutrition of millions of low-income group people in both urban and peri-urban areas. In the context of the avian influenza epidemic, it is also recommended to promote safe poultry handling and cooking practices, through awareness raising.

Apart from these, a number of MT/LT actions are recommended in the PoA. These include: strengthening food testing laboratories, including DG Food laboratory according to international standards with modern equipment and skilled manpower; developing more sophisticated food testing techniques and national food standards in accordance with the Codex Alimentarius), so that the coverage of food items under the Bangladesh Standards and Testing Institution (BSTI) standards can be increased; enforcement of the HACCP (Hazard Analysis and Critical Control Point) operations to control all types of food contamination at all stages, ranging from farm to table, with particular emphasis on the control of the current 'free-for-all' style of food adulteration (with all kinds of toxic additives). As MT/LT, the PoA recommends preparation of national guidelines for implementing the provisions of FAO's code of conduct for responsible fisheries.

### **Area of Intervention # 3.7: Women and Children's Health**

*This is a broad area of intervention, encompassing improvement of the health status of children and adults, with special reference to adolescent girls and women of reproductive age. Women have higher energy, protein and micronutrient requirements when they are pregnant and lactating/nursing. Those who enter pregnancy malnourished or who do not gain sufficient weight during pregnancy are more likely to deliver low birth weight babies. Babies who are born malnourished face a heightened risk of dying within the first week of life. The consequences of early malnutrition are an increased risk of illness and damage to physical and mental capabilities that may persist into adulthood. Girls who are malnourished during childhood are more likely to be malnourished adolescents, to enter their first pregnancy malnourished, and to give birth to underweight babies, thus perpetuating the cycle of malnutrition across generations.*

***Target(s): Increased primary health care (PHC) and antenatal care (ANC) coverage; increased skilled attendance at birth; improved access to health services; healthy lifestyles and behavior.***

***Action Agenda:*** The PoA recommends continued efforts on the Expanded Program for Immunization (EPI) and control of Acute upper-Respiratory tract Infection (ARI) program activities. Strengthening other related programs like the Integrated Management of Childhood Illnesses (IMCI), Essential Services Delivery (ESD) and Primary Health Care (PHC) is also necessary as ST/MT actions. Other ST/MT actions are: Promotion of Behavior Change Communication (BCC) towards healthy lifestyles, and prevention, early detection and treatment of major non-communicable diseases like overweight and obesity, diabetes, hypertension and heart disease, and some cancers (cervical, oral, breast, lungs). The National HIV/AIDS Control Program also deserves strengthening in view of the threat of AIDS influx from the neighboring countries. Indeed, malnutrition increases the risk of HIV/AIDS infections as well as that of malaria, tuberculosis and other diseases (in line with MDG 6: *Combat HIV/AIDS, malaria and other diseases*). MT/LT actions suggested are development of GO/NGO partnership in the field of health and nutrition and the development of a pro-poor national drug policy.

### **Area of Intervention # 3.8: Promotion and Protection of Breastfeeding and Complementary Feeding**

*This is a special area of intervention that is concerned with proper breastfeeding and safe complementary feeding practices. Promotion and protection of breastfeeding and complementary feeding is globally recognized as the key to a good start in life for a child, usually ensuring safety from malnutrition during the entire preschool age. Breastfeeding cuts across the issues of food security in infancy, food safety, child caring and child protection against infections, morbidity and mortality, which is in line with MDG 4.*

***Target(s): Strengthened exclusive breastfeeding practices; expanded practice of breastfeeding; ensured safe and nutritious complementary feeding; strengthened baby-friendly hospital initiative; increased maternity leave, particularly post-partum; Breast Milk Substitutes (BMS) Codes respected by the breast milk substitute marketers.***

***Action Agenda:*** The PoA recognizes promotion of exclusive breastfeeding for the first six months, with initiation of breastfeeding within one hour after birth and initiation of appropriate complementary feeding at six months of age while continuing breastfeeding up to two years of age, as the first and foremost action in this area, in line with United Nations System Standing Committee on Nutrition (SCN) Working Group recommendations (2007). Activities concerning international regulations of breast milk substitutes (BMS Codes) and development of comprehensive education materials on breastfeeding and complementary feeding practices are also strongly recommended as ST actions. The PoA proposes that safe and nutritious complementary feeding be institutionalized at household and community levels and maternity leave be extended to at least five months post-partum. Development of recipes for safe and nutritious complementary food from local ingredients, establishment of day-care centers/crèches for working mothers at their work places, extension of baby-friendly initiatives in hospitals and clinics and strengthening the Bangladesh Breastfeeding Foundation (BBF) are some ST/MT actions recommended.

**Table 1- PoA-MDG linkages**

PoA Areas of Intervention (AoIs)	MDGs <sup>29</sup>
<b>Objective 1</b>	
1.1. Agricultural Research and Extension	MDG1
1.2. Use and Management of Water Resources	MDG 1, MDG 7
1.3. Supply and sustainable use of agricultural inputs	MDG 1, MDG 7
1.4. Agricultural Diversification	MDG1
1.5. Agricultural Credit and Insurance	MDG1
1.6. Physical Market and infrastructure development	MDG1
1.7. Agricultural Marketing and Trade	MDG1
1.8. Policy/Regulatory Environment	MDG1
1.9. Early Warning system development	MDG1, MDG8
1.10. Producer Price Support	
1.11. Public Stock Management/Price Stabilization	
<b>Objective 2</b>	
2.1. Agricultural Disaster Management	MDG1
2.2. Emergency food distribution for public stocks	MDG1
2.3. Enabling Environment for Private Food Trade and Stock (see 1.8)	MDG1
2.4. Effectiveness of targeted programs and other safety nets	MDG1, MDG3
2.5. Income generation for women and the disabled	MDG1, MDG3
2.6. Agro-based/agro-processing/ Micro and Small enterprise development	MDG1, MDG3
2.7. Market driven education, skills and human development	MDG1, MDG2, MDG3
<b>Objective 3</b>	
3.1. LT planning for balanced food	MDG1, MDG4, MDG5, MDG6
3.2. Balanced and Nutritious food for vulnerable people	MDG1, MDG4, MDG5, MDG6
3.3. Nutrition education on dietary diversification	MDG1, MDG4, MDG5, MDG6
3.4. Food supplementation and fortification	MDG2, MDG4, MDG5
3.5. Safe drinking water and improved sanitation	MDG1 – MDG7
3.6. Safe, quality food supply	MDG1,
3.7. Women and Children Health	MDG1, MDG2, MDG3, MDG4, MDG5, MDG6
3.8. Promotion and protection of breast-feeding and complementary feeding	MDG1, MDG2, MDG4

<sup>29</sup> MDG1 (Eradicate Extreme Poverty and Hunger); MDG2 (Achieve universal primary education); MDG3 (Promote Gender Equality and empower Women); MDG4 (Reduce Child Mortality); MDG5 (Improve Maternal Health); MDG6 (Combat HIV/AIDs, malaria and other diseases); MDG7 (Ensure environmental sustainability); MDG8 (Develop a global partnership for development)

## ***1.4. Implementation mechanisms***

### **1.4.1. Main Actors**

**Government:** In implementing the PoA towards achieving Objective 1 of the NFP, primary responsibility on the government side rests with the Ministry of Agriculture (MoA), the Ministry of Fishery and Livestock (MoFL), the Ministry of Land (MoL) and Ministry of Water Resources (MoWR), and their related divisions, departments and institutes. In the realm of enhancing access to food (NFP Objective 2), responsibilities of various ministries and agencies are clearly more widespread across the various areas of intervention foreseen in the PoA. Thus, the Ministry of Food and Disaster Management will have a clear responsibility in transitory shock management and administration of targeted programs and safety nets whilst the Economic Relation Division of the Ministry of Finance will also play a key supportive role in ensuring an effective coordination of external food and rehabilitation assistance in emergency situations. Conversely, the Ministry of Local Government Rural Development and Cooperatives (MoLGRDC), the Ministry of Women and Children Affairs (MoWCA), the Ministry of Industry (MoI), the Ministry of Labor and Employment (MoLE), the Ministry of Education (MoE) are to be key players in tackling economic access challenges.

Actions related to promotion of nutrition for all individuals (NFP Objective 3) entail two types of strategies – food-based and non-food-based. The primary responsibility for food-based actions lies with the Ministries of Agriculture (MoA), Livestock and Fisheries (MoFLS), Food and Disaster Management (MoFDM) and Environment and Forest (MoEF), and their related divisions, departments and institutes. The BSCIC and the BSTI under the Ministry of Industry (MoI) and the IFST and the AEC under the Ministry of Science and Information and Communication Technology (MoSICT) will play key roles in actions related to food fortification and setting food standards. The Ministries of Health and Family Welfare (MoHFW) and Local Government, Rural development & Cooperatives (MoLGRD&C) will clearly be the key actors in non-food-based actions, including the challenges of safe water and sanitation, and improved women and children’s health. Food safety and food quality related actions which are within the responsibilities of these two ministries, also fall within the broader purview of other sectors/ministries (MoA, MoFLS). The MoHFW, along with the Ministries of Women and Children Affairs (MoWCA), Education (MoE), Information (MoI) and Social Welfare (MoSW) will also take up the responsibilities of actions in the area of promotion and protection of breastfeeding and complementary feeding.

However, most of interventions contemplated in the PoA will require appropriate/improved coordination among as well as between different ministries and agencies (see below)

**NGO community:** The NGO sector has been a major force in carrying sector based programmes to the grassroots and rural communities for over 3 decades. A large number of NGOs are playing an active role in virtually all areas of intervention covered by the PoA, including women development/empowerment and income generating activities for the poor and the vulnerable, micro-credit, agriculture, livestock, poultry and fisheries development, transitory shock management, environment, water supply and sanitation, health and family planning, technology and entrepreneurship development. As pointed out by the National Agricultural Policy Plan of Action (2004), the NGO community shall play an instrumental

role in achieving NFP Objective 1 through (a) helping to provide ‘voice’ for the unempowered, (b) promoting rights and interests of the disadvantaged, viz., women, small and marginal farmers and agricultural laborers, (c) providing credit and skills training for small and marginal farmers and landless laborers, (d) assisting farmers establish cooperatives and other farmer organizations, (d) facilitating contacts and contracts between farm and agribusiness organizations. In addition, NGOs are also very active in implementing health and nutrition related activities and programmes in close collaboration with the MoHFW (HNPS), DAE (MoA) and other sectors in areas of school gardening, agriculture based nutrition and other related areas as detailed in the actions under objective 3 of the PoA.

**Private sector:** Alongside the government, the private enterprises play a vital role in creating income earning opportunities in agriculture and non-agriculture sector in rural as well as urban areas. Given the pressures on population and land and the declining trends in food aid, the role of private investment in non-farm rural activities but also in food imports is meant to become increasingly critical. As regards NFP Objective 1, the private sector is meant to play an instrumental role in spurring agricultural commercialization and agri-business development, through maintaining a stable supply of inputs, equipment and services to farmers, marketing agricultural produces in domestic and international markets, transferring technology, maintaining quality standard, improving value chain management, promoting new farming organizational models (e.g. contract farming), as well as conducting market research. Whilst the government is to promote the creation of an enabling environment and facilitate access of most vulnerable segments of the population, especially women, the private sector will be the core engine of employment creation and income generation in rural farm and non-farm sectors.

Recently, the private sector is seen to be proactive through large scale investments in nutri-business in the form of fortification of cooking oil with vitamins (A and D) in line with the directives of the National Fortification Alliance (NFA) under the Ministry of Industry. While this is a step forward towards mitigating nutritional problems in the country, the fortification standards need to be monitored closely. The food industry sector in Bangladesh is rapidly growing with the advent and application of modern technologies thereby playing a potentially important role in food security related ventures.

**Communities:** Whilst communities are targeted by several interventions under the PoA, the PoA also emphasizes community involvement and empowerment, notably through community/ village-based organizations<sup>30</sup>, as key to improving household food security (e.g. community-based disaster preparedness, community-based extension services and area-based community nutrition activities under the National Nutrition Programme – NNP).

**Academia and Research Institutions:** Many actions proposed in the PoA assume the active participation of academia and research institutions. The latter are to play a key role in implementing the PoA in the areas of Agricultural research and extension, Early Warning System development, agricultural credit and insurance, but also in many other areas under Objective 2 and 3, including, disaster management, (assessing) the effectiveness of safety net programs. Under Objective 3 of the NFP, scientific research is required for the establishment of standard nutrient and food intake for all population groups of Bangladesh.

---

<sup>30</sup> Such as those established under FAO’s Special Programme for Food Security (SPFS)



**Development Partners:** Bilateral and international donors and other development partners support a wide range of upstream and downstream food security initiatives and programs, in virtually all areas of interventions covered by this PoA, mainly in partnership with a range of government and/or NGOs.

## **I.4.2 Coordination**

**Within government coordination:** As regards the implementation of the NFP PoA towards Objective 1, inter-agency coordination will be especially critical at three levels: strengthening coordination within the crop sector, coordinating with macro policy-making, and coordinating with other sectoral, especially non-crop and cross cutting, policies and programs (fishery and livestock, land, water resources management, environmental policies) – see National Agricultural Policy PoA (2004). On-going efforts to promote the integration and strategic planning within the agricultural sector need to be sustained, including integrating extension policies and services of the different departments (livestock, fisheries, and forestry) via the coordination committees that have been established from national to district level and the fora created to discuss sector-wide approaches.

Similarly, in line with NFP Objective 2, long term support to agri-business and agro-processing development, and related efforts to improve value-chain management in the medium term long term, will require careful coordination of activities and decision-making processes between the MoA, the MoFL, the MoI (regarding in particular promotional policies), the Ministry of Commerce and the Ministry of Education (regarding adjustments in vocational training education curricula).

In Bangladesh, the Ministry of Health and Family Welfare has been mandated to act as the lead ministry in overseeing most of the nutrition-focused interventions. But since nutrition is a multidisciplinary issue, a high degree of coordination is required between this Ministry and all other related ministries (15 ministries were identified in the National Plan of Action for Nutrition, 1997) in order to achieve successful implementation of the PoA Objective 3 of the NFP. To attain this, the Bangladesh National Nutrition Council was formed in 1974, with the Prime Minister as its Chairperson. In essence, it is the highest body to ensure inter-sectoral coordination among all concerned sectors through its linkages with the Ministry of Planning and partnerships with the non-governmental actors towards mainstreaming nutrition into agriculture, health, education, rural development and social protection programs. However, the Council is not active enough to translate its mandate into action. The Secretariat of the Council needs to be strengthened. In particular, there is a lack of coordination between the two pillars of nutrition, namely the Ministry of Health and Family Welfare (supplementation, fortification and disease control-based actions) and the Ministry of Agriculture (food-based actions).

The MoFDM has been mandated to play a major role in coordinating dialogue and NFP PoA implementation and monitoring efforts among various line ministries and partners in addition to its main responsibility with food planning, distribution and disaster management. As stated in the NFP preamble, the *“MoFDM will carry out its own programs; in addition, it will ensure extending all out support to all concerned ministries and agencies in implementing their own food-security related strategies and programs. In this way, attaining food security will be possible through a coordinated implementation of the programs of all concerned*

*ministries and agencies, as set in the national plan of action for food security framed in association with all concerned ministries in the light of the approved food policy.”*

The Food Planning and Monitoring Committee (FPMC), the Food Policy Working Group (FPWG), the Food Planning and Monitoring Unit and the Thematic Research Teams (TRTs) form the core institutional framework for coordinating implementation and monitoring of the NFP and its PoA (see Section V).

As noted earlier, the TRTs, under the leadership of MoFDM/FPMU and overall guidance of the FPWG, played an instrumental role in coordinating the development of the NFP PoA and related consultative processes. Building upon this experience, alongside continued capacity strengthening, the TRTs shall serve as effective platforms for activating and institutionalizing inter-ministerial and inter-agency dialogue and follow-up on the implementation of the action agendas laid down in the PoA, including periodic information-sharing/discussions on sectoral planning and budgetary processes in light of PoA priorities, joint monitoring of progress towards the achievement of PoA stated outcomes and outputs/results, as well as support to related analytical and consultative activities.

In line with the process initiated under FAO NFPCSP assistance, FPMU/TRTs’ on-going support to the PoA implementation and monitoring activities shall follow clear and results-oriented annual work plans, to be established in a participatory way by the FPMU/TRT members under the guidance and supervision of the FPWG.

**NGO/NGO - Government coordination:** Government-NGO collaboration is foreseen as key to the effective implementation of the PoA, which calls for strengthening coordination and partnerships in many areas of intervention. The PoA strongly emphasizes the need for new approaches and development initiatives for food security and the ability of the NGOs to provide alternative models for a gradual change of emphasis from community welfare-related activities to integrated development of the poor. The NGOs are currently collaborating with the Government under various arrangements, mostly sub-contracting arrangements under which government agencies enter into contract with NGOs.

Coordination of NGO activities are performed mostly by two organizations: the NGO Affairs Bureau (NGOAB) under the Prime Minister’s Office and the Association of Development Agencies in Bangladesh (ADAB) representing the interests of the NGOs. A GO-NGO Consultative Council (GNCC) has been established, with representatives from the government, NGOs and the civil society, to serve as a forum for the Government and NGOs to coordinate activities and exchange views on a regular basis on all issues affecting GO-NGO collaboration. The GNCC works as an advisory council toward resolving issues arising out of GO-NGO interaction and collaboration.

**Development Partners/Government.** In line with the *Paris Declaration on Aid Effectiveness (2005)*, the development partners’ community in Bangladesh committed to a number of actions to improve efficiency and better coordination, reduce administrative burdens, and minimize risks. Alignment of country programming with the PRSP priorities and the MDGs is a major step towards improved coordination. Given the degree of alignment between this PoA, the PRSP and the MDGs, GoB/Development Partners coordination around the NFP PoA implementation shall make an active use of existing PRSP/MDGs related Government/Development Partners dialogue platforms. This shall contribute to enhance the

visibility of food security related priorities and policy efforts within those broader policy frameworks, whilst also providing significant leverage to overall coordination and monitoring efforts. Major platforms, include:

- *The Joint Committee for Monitoring and Implementation*, led by the Economic Relations Division (ERD) of the Ministry of Finance, which coordinates external assistance on all matters related to the PRSP.

- *The PRS Implementation Forum*: the latter was established in the wake of PRSP adoption and is the successor to the Bangladesh Development Forum (BDF). Both the BDF and its successor comprise members from the GoB, as well as international and local representatives of donor agencies. The purpose of the Implementation Forum is to formulate the implementation process and monitoring of progress of the PRSP vis-à-vis donor coordination.

- *The Local Consultative Group (LCG)*: The LCG provides an important forum for local aid coordination and policy dialogue between the government and development partners. Its activities also provide important inputs for the dialogue with the GoB, which are brought to the PRSP Implementation Forum.

The LCG comprises of 21 sub-groups, focusing on the more technical and detailed aspects of the sectoral, thematic, or region-specific issues which are of clear relevance to many food security focused interventions, in particular, the *LCG Sub-Group on Agriculture and Rural Development*, which consolidates the 3 previously existing subgroups on (1) Agriculture; (2) Fisheries; and (3) Nutrition and Food Security. The sub-group has been focusing on agricultural policies and strategies as central to accelerating pro-poor growth with special emphasis placed on crop diversification, involvement of the private sector, and promoting linkages with other policies such as water, livestock, fisheries and rural development, as well as sustainable management of resources and access by the poor; *the Disaster & Emergency Response (DER) sub-group* which focuses on increasing the effectiveness of its members' disaster preparedness and response efforts to reduce the vulnerability of the poorest and most affected members of society", the *LCG Sub-Group on Health, Population and Nutrition (the HNP Consortium)* which aims at coordinating support to the Bangladesh health sector in improving health outcomes; the *LCG Sub-Group on Rural Infrastructure*, which provides feedback to concerned Government agencies and to the main LCG and addressing emerging issues in the rural infrastructure sector

- *The Nutrition Working Group (NWG)*: The NWG comprises of experts from various non-governmental organizations, UN agencies and related development partners, is also working on current nutrition issues of national interest, exchanging views and sharing ideas regarding the possible solution to these problems.

### **1.4.3 Budgeting and Financing**

The provisions of the NFP PoA shall be effectively rooted into the strategic plans of line ministries/divisions and related budget strategy frameworks, as well as in central planning and budgetary processes, under the Annual Development Program and the Medium Term Budgetary Framework (MTBF).

The MTBF is currently implemented by 14 line ministries<sup>31</sup> and is planned to progressively include all ministries and agencies of the government. As a tool for improving public finance transparency and accountability, it requires the establishment of effective linkages between resource allocation and the strategic priorities of line ministries/divisions, in accordance with the goals stated in the PRSP. Under the MTBF, the Annual Development Program (ADP) serves as a major instrument for the implementation of the PRSP.

Given the extent of linkages between the NFP PoA and the PRSP agenda, effective alignment of ministries/divisions' budget strategy frameworks and the ADP with PRSP goals and priorities and the timely implementation of associated projects and programs shall provide significant leverage to the implementation of the NFP PoA in the *short-term/medium term*.

However, the Planning Commission of the Ministry of Planning and the Finance Division of the Ministry of Finance shall take particular responsibilities in ensuring that ministries/division level budget strategy frameworks and the ADP are prepared and resource allocations are made in close consonance with the more specific NFP PoA action agenda, with priority given to those projects and programs that will have a high and direct bearing on food security outcomes. In particular, they shall ensure that interventions proposed under the NFP PoA that do not fall under the PRSP agenda are given due consideration.

In line with the practice initiated in relation to the PRSP, line ministries shall be requested to link their budget proposals with the NFP/ PoA specific objectives and targets and to provide insights on the food security dimensions and impacts of their strategic objectives and associated projects and programs. Also, monitoring of national and sectoral budgetary allocations and implementation, especially under the ADP, to NFP relevant sectors and programs should be part of NFP PoA monitoring activities.

Representatives of the Planning Commission and the Finance Division in the TRTs shall serve as focal points in following-up on the above processes.

The Economic Relations Division of the Ministry of Finance is expected to play a key role in external resource mobilization for on-going or new (approved or unapproved) programs and projects under the ADP that are not financed from internal sources and are deemed to be of high relevance to the implementation of the NFP PoA.

Finally, PoA monitoring activities shall be considered as an integral component of the NFP PoA implementation over the period 2008-2015 and shall receive adequate funding, following phasing-out of FAO-NFPCSP support.

---

<sup>31</sup> A key feature of the MTBF is that financial envelopes for recurrent (non development) and development spending (under the Annual Development Program (ADP)) have been integrated over a three year period, with a view to ensuring greater funding certainty to priority projects. The MTBF ministries, all key partners in the PoA implementation, currently include the Ministry of Education; Ministry of Primary and Mass Education; Ministry of Social Welfare; Ministry of Women and Children's Affairs; Ministry of Agriculture; Ministry of Fisheries and Livestock; Ministry of Health and Family Welfare; Local Government Division; Rural Development and Cooperatives; Ministry of Water Resources; Ministry of Communications; Ministry of Food and Disaster Management; Ministry of Environment and Forest; and Ministry of Science and ICT.

## **1.5. PoA Monitoring Strategy Outline**

The NFP document underscores strengthening food security monitoring efforts pointing notably to the need for “*continued information flows, analysis of information, knowledge of changing dynamics of food security environment, adequate number of options, short and long-run forecast of domestic and world supply and trade*” (see NFP Section E).

### **1.5.1. Core Institutional framework**

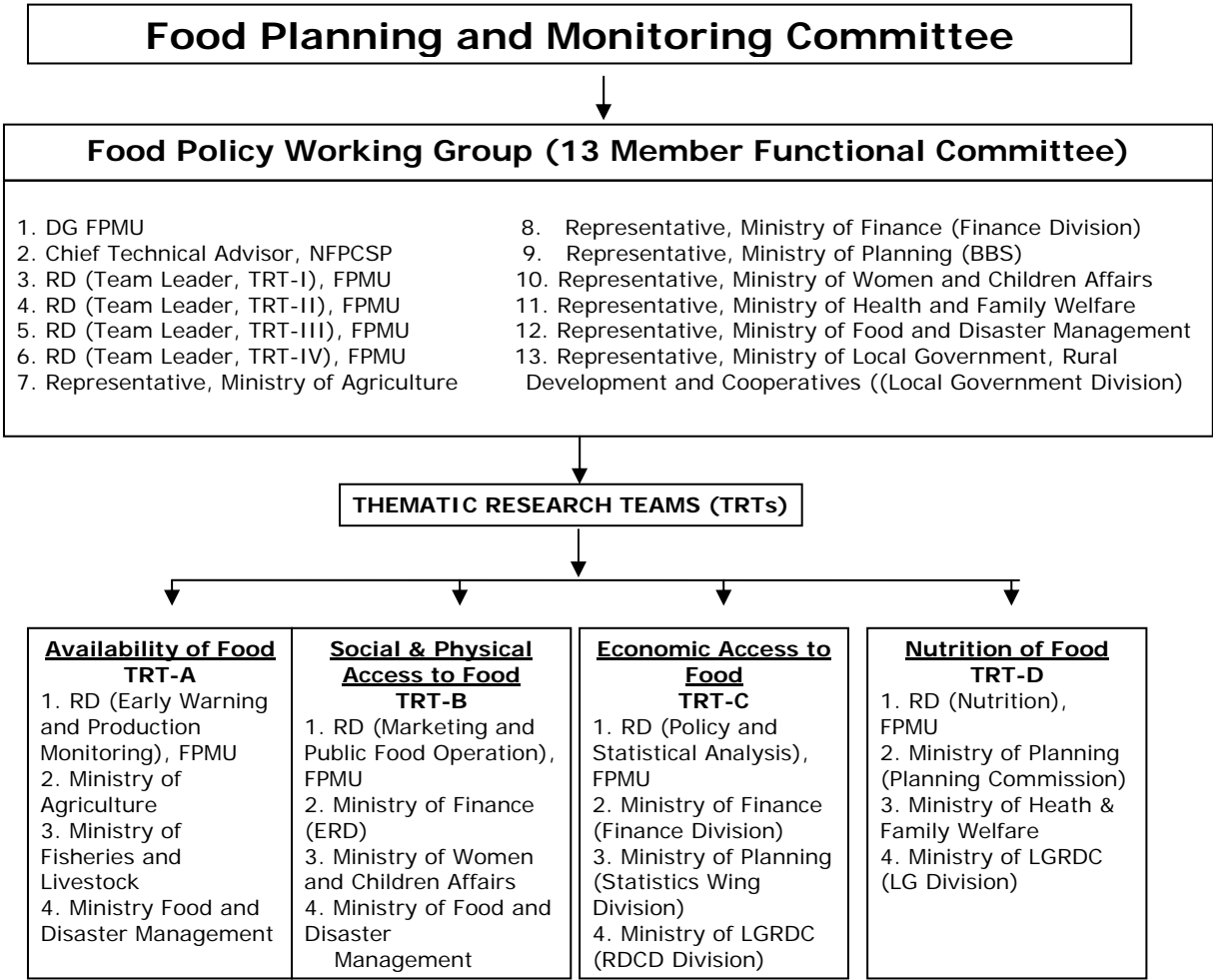
The **Food Planning and Monitoring Committee (FPMC)**, chaired by the **Ministry of Food and Disaster Management (MoFDM)** is the national policy body responsible for the planning and monitoring the implementation of food security policies and programs, hereby consolidated in the NFP (2006) and its Plan of Action.

The NFP (2006) specifically states that the “*national level “Food Planning and Monitoring Committee” chaired by the Ministry of Food and Disaster Management will plan and monitor the overall national food security efforts, including food utilization and nutrition issues. Representatives of all ministries associated with food security activities (e.g. the Ministry of Food and Disaster Management, Ministry of Finance, Ministry of Planning, Ministry of Agriculture, Ministry of Fisheries and Livestock, Ministry of Local Government, Rural Development and Cooperatives, Ministry of Women and Children Affairs, Ministry of Health and Family Welfare) will be in this committee so that progress on all aspects of food policy can be discussed to give necessary directives to formulate and implement food policy-related programs*” (see NFP, 2006, p.22).

In line with the expanded mandate of the FPMC foreseen in the NFP, an inter-ministerial coordination mechanism was put in place through the **Food Policy Working Group (FPWG)**. The FPWG includes representatives from planning units or policy wings of key line ministries involved in food security, namely, the MoFDM, the Ministry of Agriculture (MoA), the Ministry of Finance, the Ministry of Women and Children’s Affairs (MoWCA), the Ministry of Health and Family Welfare (MoHFW), the Bangladesh Bureau of Statistics (BBS) under the Ministry of Planning, the Ministry of Local Government, Rural Development and Cooperatives (Local Government Division).

The FPWG provides guidance and supervises the work of the four **Thematic Research Teams** on food availability (TRT-A), physical and social access (TRT-B), economic access (TRT-C) and nutrition/utilization of food (TRT-D), that comprise representatives of 12 ministries/departments. The TRTs were established by the Government to provide analytical and secretarial support to the FPMC – including on the NFP PoA development and monitoring- under the leadership of the MoFDM Food Planning Monitoring Unit (FPMU) research directors and overall guidance of the FPWG (see **Chart 1**). The TRTs under the guidance of the FPWG, are meant to play a leading role in performing and coordinating NFP related analytical and monitoring activities.

**Chart 1 – Institutional Setting**



The **Food Planning and Monitoring Unit (FPMU)**, located in the MoFDM, has been established as secretariat to the FPMC, assisting notably with the monitoring the overall food situation in the country through four technical units: (i) policy advisory services, research, analysis and global/macro policy linkages; (ii) food production monitoring, early warning and producer incentives, (iii) market monitoring, food operation planning and budget provisioning; and (iv) food consumption and nutrition monitoring and targeted interventions.

In line with the expanded mandate of the FPMC following NFP approval, the FPMU, through the TRTs and under the guidance of the FPWG, is meant to play a leading role in performing and coordinating NFP related secretarial and monitoring activities.

**1.5.2 Scope and purpose of PoA monitoring activities**

The PoA Matrix shall provide the basic reference framework for planning and operationalizing FPWG/FPMU/TRTs monitoring activities. Within this framework, and on the basis of information provided by partner ministries involved in direct monitoring and implementation of relevant programs and by other food security key informants, monitoring will involve:

- Identifying benchmarks and assessing and documenting progress towards the targets set for each area of intervention on the basis of the proposed set of output and input indicators (*implementation/output monitoring*)
- Assessing and documenting progress towards the outcomes associated with the core objectives of the NFP, the WFS and MDG food security targets, as well as assessing policy impacts (*impact/outcome monitoring*)
- Assessing the effectiveness, including cost-effectiveness of specific policies/programs and learn from experiences so that corrective measures can be taken promptly, and inform new program formulation.
- Mainstreaming results of monitoring and related analytical activities into food security policy-making and new food security program formulation.

### **I.5.3 Strategy outline**

Continued and strengthened capacity and leadership building efforts *anchored on the MoFDM/FPMU expanded food security planning and monitoring mandate through the FPWG/TRTs* will be paramount in supporting NFP PoA implementation and monitoring.

Capacity-building support to overall PoA-related monitoring analytical and coordination activities will be primarily provided under the FAO – NFPCSP in the short-term/medium-term.

The WFP, under its Memorandum of Understanding (MOU) with the MoFDM on “joint collaboration on strengthening food security” signed on 21 November 2006, will also assist with food security monitoring activities, with a focus on monitoring of household food security. Coordination of FAO/WFP support to monitoring activities will be ensured as part of the Memorandum of Understanding (MoU) signed between the two agencies on 24 October 2004.

**Planning:** Within the existing institutional framework, capacity strengthening efforts shall focus on the technical requirements pertaining to each of the above monitoring strategic lines. In the first place and on the basis of the PoA Matrix, a more detailed “*PoA Monitoring Plan*” will be developed, with support of NFPCSP, so as to:

- Provide clear guidelines and well-defined roles and responsibilities among the FPMU, the TRTs, and other key implementing ministries not represented in the TRTs, regarding notably outcome monitoring *viz* monitoring of progress towards targets/outputs and program/project (input) monitoring.
- Review the set of indicators proposed in the PoA Matrix, provide benchmarks, and identify officially set – quantified medium term or long term targets.
- Take stock of existing food-security monitoring work (including data base, studies) and specify partnering strategies with other food-security relevant monitoring initiatives (see below)

- Identify and systemize strategies for relevant data gathering mechanisms and analysis, including consultative processes with government and non-government stakeholders at national and local levels, and reporting procedures allowing for the prompt dissemination of reliable information to concerned stakeholders;
- Specify key monitoring deliverables (nature and timelines) and related dissemination strategies.

Coordination and other tasks, as well as deliverables of the FPMU/TRTs with respect to the development and implementation of NFP PoA monitoring activities along the lines suggested above, will be specified in the TRTs' annual work plans (as approved by the FPWG).

The challenges involved in developing a simple but comprehensive monitoring system is fully acknowledged. Therefore, the PoA monitoring strategy shall draw extensively upon studies already available regarding, notably, the poverty/food security impact of various development programs in Bangladesh, as well as existing MDG/PRSP linked monitoring initiatives. This shall contribute to avoid duplication of efforts and maximize synergies, whilst fostering cross-fertilization of food security and poverty reduction monitoring information and knowledge.

In efforts to foster public awareness, transparency and accountability, as well as expand the monitoring information basis, the PoA monitoring strategy shall also encourage participatory monitoring processes.

**Linking with PRSP/MDGs monitoring frameworks:** This is warranted given the extent of the strategic linkages between the NFP PoA and the PRSP/MDGs frameworks (in terms of ST/MT action agendas, targets and suggested indicators), and the commonalities of the institutional frameworks which have been put in place for monitoring (see Table 2).

**Table 2 – Comparison of institutional settings for monitoring the NFP PoA and the PRSP/MDGs**

<b>NFP PoA Monitoring</b>	<b>PRSP/MDGs Monitoring</b>
Food Planning and Monitoring Committee (FPMC)	National Steering Committee for Poverty Reduction
FPWG/FPMU (secretarial support to FPMC)	National Poverty Focal Point (secretarial support to National Steering Committee)
<b>Thematic Research Teams</b> led by FPMU (Representatives from partner ministries) for monitoring progress towards NFP objectives along the 4 main dimensions of FS (availability, physical and social access, economic access, nutrition and utilization of food)	Working Groups led by individual ministries for sectoral monitoring (representatives of partner ministries, NGOs, CSOs, professionals, etc...)
<b>NFPCSP Research Grant Initiative</b> (see below – participatory monitoring)	Independent Committee for Monitoring and Evaluation of PRS and Attainment of MDGs (Commissioning of M&E studies, research work etc...)
	National Research Fund



In particular, strategic linkages, based on identified areas of complementarities between monitoring plans and activities, shall be established with the following units/processes/initiatives:

*The National Poverty Focal Point, General Economics Division of the Planning Commission (NPPF/GED).* As part of PRSP monitoring and evaluation framework, the National Poverty Focal Point has been created in the General Economics Division (GED) of the Planning Commission to monitor poverty and track progress in implementing the PRSP. The NPPF is expected to grow and function as an institutionally effective and technically competent unit for monitoring the PRSP and the MDGs, with strong inter-ministerial linkages and interactions with various stakeholders outside the Government, including civil society and research institutes (through the working groups, see Table 2, col.2).

The NPPF/GED has already benefited from significant technical assistance on monitoring and evaluating progress on the PRS and on developing an institutional framework for poverty monitoring and evaluation<sup>32</sup>. A UN-assisted project on “*Support to Monitoring Poverty Reduction Strategies (PRS) and MDGs in Bangladesh*” has been recently formulated to strengthen the capacity of Government professionals to track and monitor PRS/MDG progress, estimate the costs of achieving PRS/MDG targets, link those costs with the national budget and medium-term budgetary frameworks, and prepare future PRSPs.

The establishment of a formal partnership between the FPMU and the GED is recommended in order to support an effective institutionalization of PoA monitoring activities within the broader PRS/MDGs monitoring framework.

*MDG progress reports:* Food security outcome/impact monitoring activities anchored to the NFP PoA, may notably benefit from but also contribute to the MDG Progress Reports which are produced on a regular basis jointly by the GoB and the UN Country Team through various technical working groups involving UN agencies, the GoB, NGOs and (as relevant) the private sector. As suggested in the last MDG Progress Report (2005), there is notably a need for adjusting the Sustainable Human Development modeling system, currently used to assess economic trends, to evaluate development options and to frame national policy, so as to better capture nutrition and health issues, in particular the nutritional status of different categories of households.

*The Bangladesh Bureau of Statistics (BBS),* as the national statistical organization, is mandated to monitor the progress towards the MDGs by conducting periodic and *ad-hoc* surveys that will provide an important source of information for monitoring many of NFP-related food security outcomes. Major surveys providing data for monitoring the MDGs include: Household Income and Expenditure Survey, Poverty Monitoring Survey, the Child Nutrition Survey, Multiple Indicator Cluster Survey, Vital Registration Survey, Demographic Survey, Population Census, Agricultural Census, Economic Census, Labor Force Survey. The BBS and the Ministry of Planning have been developing an integrated database accessible to all government departments and BBS through their website. In this regard, it is planned notably to introduce the “DevInfo” software to facilitate the monitoring of the MDGs.

---

<sup>32</sup> See for instance the recently completed ADB project TA 4303 BAN Strengthening Capacities for Poverty Monitoring and Evaluation

*The Implementation, Monitoring and Evaluation Division (IMED, Ministry of Planning)*, which is mandated with the monitoring and evaluation of projects included in the Annual Development Program (ADP), based on PRSP strategies and policies.

***Linking with other initiatives/programs/projects involving the production of food security monitoring information:*** As noted earlier, the monitoring strategy shall involve taking stock and developing information and knowledge-sharing mechanisms with various initiatives, involving the production of monitoring information and data on key food security variables (e.g. the Food Insecurity and Vulnerability Information and Mapping Systems (FIVIMS) project, the Vulnerability Analysis and Mapping (VAM)<sup>33</sup>, the Nutritional Surveillance Project (NSP)<sup>34</sup>).

***Participatory monitoring:*** Whilst primarily performed at the central level, the monitoring of the NFP PoA is meant to be participatory and shall seek to involve to the extent possible representatives of local government bodies and civil society, with a view to obtaining constructive feedback from stakeholders at grassroots level. In this regard, consultative mechanisms already established through the FPMU/TRTs in relation to the development of the PoA - including participation of regional /local government and Civil Society Organizations (CSOs)' representatives in technical workshops and seminars – shall be strengthened and expanded in the context of monitoring activities (data/information gathering, discussion of intermediate monitoring outputs etc...). Opportunities for consultations with grassroots level stakeholders, including farmers shall also be actively explored.

Furthermore, participatory monitoring will be supported through various activities of the NFPCSP and other projects geared towards enhancing GoB/CSOs dialogue and collaboration with CS research institutions. Component 2 of the NFPCSP has been specifically designed with a view to expanding CSOs capacities to conduct food security research, with special reference to the NFP PoA implementation, and to promoting dialogue between CSOs, including private enterprises, universities, research centers, think tanks, NGOs and the general public on food security issues and the NFP, through regular seminars and workshops. Under its Research Grant Initiative, the NFPCSP supports short term research on best practices in food security programs and policies (under Challenge Fund initiative) and more long-term oriented research on various food security emerging and priority issues (under the Program Research) that are of relevance to many areas of intervention covered by this PoA<sup>35</sup>. Monitoring of the NFP PoA will also benefit from research work under the planned PRSP/MDGs related National Research Fund (see Table 2).

---

<sup>33</sup> Under the umbrella of Bangladesh FAO-supported FIVIMS and WFP – VAM (Vulnerability Analysis and Mapping), upazila level maps of food insecurity, calorie intake and child malnutrition, using techniques of small area estimation have been developed in collaboration with BBS and the Bangladesh Planning Commission and Ministry of Finance and Planning in 2004.

<sup>34</sup> The project supported by Helen Keller International and Institute of Public Health Nutrition is an important source of data on health, nutrition and household food security of women and children in Bangladesh. Information generated by the NSP over the last decade and a half has helped inform policymakers, program managers and donor organizations on many development concerns in the country, including health, nutrition, food security, homestead food production, gender disparities, and rural and urban poverty.

<sup>35</sup> which have been identified in a participatory manner and consolidated into a Research Needs Digest (see <http://www.nfpcsp.org/rnd.pdf>)

## **1.6. Key Assumptions**

The effective implementation of the PoA basically requires a strong commitment among all stakeholders starting from grass root to national level.

Whilst various assumptions have been highlighted in the PoA Matrix (Appendix 2) in relation to specific areas of intervention and their related targets, several assumptions, and underlying risks, which bear virtually on all components of this PoA will need to be carefully monitored and addressed as part of its implementation. These include:

***Continued political commitment towards Food Security and Poverty Reduction:*** Given the time horizon of the PoA, continuity in GoB commitment to reduce poverty and improve food security and effectively implement the NFP and its PoA will be critical.

*=> Whilst efforts have been made to make the preparation of the PoA as consultative as possible, continuous dialogue and communication on the priorities enshrined in the NFP and its PoA among the leading stakeholders will be essential to build-up/maintain consensus.*

***Adequate implementation and coordination capacities:*** Responsible national agencies shall have appropriate capacities, material, human and financial - to carry out interventions proposed in the PoA in a timely and effective manner. Limited turnover among core staff of implementing and coordinating agencies will also be critical to ensure continuity in the implementation of the PoA and to enhance the effectiveness of related capacity strengthening activities.

*=> The effective implementation of the PoA will thus be conditional upon continuous efforts to establish adequate management capacities in partner ministries and agencies. Progress on the PRSP agenda on public administration reforms alongside the expansion of training and capacity-building initiatives will also be of paramount importance in this regard.*

*=> Meanwhile, it is recommended to review, streamline and strengthen the awareness-raising, communication and inter-government agency consultative processes that have been initiated by the MoFDM/FPMU/TRTs in the course of the PoA development.*

As stressed earlier, the effective implementation of the PoA will also depend on continued and strengthened *coordination and collaboration* within and between Government agencies, at national and local level, CSOs/NGOs, the private sector, the academia, development partners, as well as on the establishment of an adequate monitoring system.

***Enabling macro-economic/fiscal framework:*** Implementation of the PoA will require sizeable and sustained investments in agricultural research, rural infrastructure, health, education, food based and other social safety nets, as well as in nutrition programs.

Assessing funding adequacy would require costing all interventions proposed in the PoA based on relevant program and project information. As an indication, the estimated cost of implementing the five-year action plan laid down in the MoA Actionable Policy Brief (2006), - which has been significantly mainstreamed in this PoA (especially under Objective 1)- amounts to a minimum of 80.7 million USD.

*=> Accurate and more comprehensive estimates of resource requirements needed for implementing the overall action agenda of the PRSP and achieving the MDGs (PRSP/MDGs costing<sup>36</sup>), as foreseen under recently formulated technical assistance programs (see above), shall contribute to help gauging the financial needs associated with the implementation of the NFP PoA and related fiscal implications.*

Financial constraints on the effective implementation of the NFP and its PoA in the ST/MT also need to be assessed against the Medium Term Macro-economic Framework (MTMF) set forth in the current PRSP (2005-07), and the potential adjustments that may arise in relation to the extension of the PRSP until June 2008. The current MTMF identifies macroeconomic stability as a precondition to economic growth and underscores improved fiscal discipline and a tight monetary policy.

Both equity and growth being of concern, the priority is to accelerate real GDP growth along with employment generation for the poor from the present 6.6 % to 7 % in FY08. The PRSP envisions an increase in gross domestic investment (which stood at 24.7% in FY06) to over 26% in FY08. The Government aims to increase public investment by increasing domestic revenues, reducing State Owned Enterprises losses and subsidies, and increasing external borrowing. The tax-GDP ratio is planned to be increased to 9.6 % in FY08 by expanding the tax basis, minimizing exemptions and exclusions, reducing evasion, and implementing procedural and administrative reforms.

Given the limited extent to which private sector resources may be mobilized for food-security and pro-poor/social investments and given weak performance in domestic revenue collection, increased public expenditure is likely to induce significant broadening of the fiscal deficit. As ceilings on government borrowing from bank and non-bank sources currently apply, this can only be accommodated through increased external financing.

The MTMF suggests that the net financing requirements would be around 4.4% of the GDP during FY06-09 of which about 2.5% is to come from foreign sources. In other words, Bangladesh will have to access USD 0.75 billion worth of incremental foreign aid annually within an average annual target of USD 2.0 billion<sup>37</sup>.

In the FY06, total foreign financing was 0.8% of GDP against PRSP target of 2.5%. Over its 35-year history, Bangladesh has received US\$15 billion in Overseas Development Assistance (ODA), compared to US\$30 billion in commitments. This gap is especially meaningful in view of the fact that project aid, which accounts for the bulk of all aid, has accounted for about one-third of the government's total development spending under the Annual Development Program (ADP) in recent years.

The national capacity to attract additional external assistance needs in turn to be gauged against the fact that Development Partners' support is being increasingly conditioned by the progress made on the implementation of PRSP implementation governance-related agenda.

---

<sup>36</sup> Financial requirements for achieving MDG2 (Education) are provided in the MDG Progress Report, 2005 and costing of specific programs (Primary school program, Sanitation program, school-lunch program is given in PRSP, Chapter VII. The draft PRS II (FY-09-FY11) involves more detailed costing which could be used as a reference.

<sup>37</sup> D. Bhattacharya, Delivering on the PRSP in Bangladesh, An Analysis of the Implementation Challenges, CPD, November 2005.

*=> Continued prioritization of agriculture/agro-based development and pro-poor expenditure, as part of MTBF processes and the ADP, along with greater effectiveness in domestic/external resource mobilization and development spending, will therefore be paramount to supporting the implementation of the NFP.*

Bangladesh budgeting and public expenditure patterns recognizes the importance of poverty reduction, food security and human development, as evidenced by increased allocations to health, education and technology, social safety nets, along with increased prioritization of infrastructure, energy and agriculture in recent years.

Thus, budgetary allocations to the agricultural sector increased significantly in the last two years, by 42% in FY07 over FY06 and another 29.6% in FY08 budget over FY07 revised budget, accounting for 8% of total allocation for FY07. Agricultural support includes subsidies (esp. for diesel and electricity used in irrigation) and increased allocations for agricultural research and special funds (e.g. Equity Entrepreneurship Fund). Targets related to the distribution of agricultural credit, including credit support to agro-based industries have also been raised. Several key agricultural inputs (fertilizers, seeds) have been exempted from import duties and taxes. To support the development of the agro-processing sector, tax exemption facility has been extended up to June 2008.

Allocations to safety net programs recorded a 36% increase in FY08 budget, including 36.2% for VGD, VGF, Test relief and Gratuitous relief programs. Increased attention has also been paid (through micro-credit support) to raising employment opportunities for women and vulnerable groups (people living in mona and river erosion prone areas). Concerns over the adverse impacts of food price inflation on poor consumers have also been reflected through the withdrawal of import duties on various essential commodities, including rice and wheat.

*=> Within the framework of this PoA, mitigating potentially adverse trade-offs between food security and macro-stability goals, will notably require a clear definition of the respective roles of domestic production, imports, and food stocks in stabilizing food prices and supplies, and the role envisioned for the private sector and government (especially in terms of subsidization) in carrying out each of these functions.*

### **Other assumptions**

As noted earlier, progress on PRSP agenda on local governance (in particular, implementation progress on projects such as the “Local Governance Support Project” for strengthening capacities and broadening the functions of UPs<sup>38</sup>) will be essential to support the effective implementation of the PoA. In line with several interventions contemplated under the PoA, efforts of implementing agencies in operationalizing implementation practices, such as community and private sector participation, regulation, accountability, result-orientation will also be critical.

---

<sup>38</sup> Source: Minutes of the 4<sup>th</sup> Meeting of the Joint Committee for Monitoring the Implementation Progress of the PRS vis-à-vis Donor Coordination, held on 26 February 2007

## APPENDICES

### Appendix 1. Policy Review: List of documents reviewed

#### PRSP Policy Matrices

- Policy Matrix 1:** Macroeconomic Stability and Pro-poor Economic Growth  
**Policy Matrix 2:** Promoting Trade and Remittances  
**Policy Matrix 3:** Private Sector and Small & Medium Enterprise Development  
**Policy Matrix 4:** Agricultural Growth towards Poverty Reduction  
**Policy Matrix 5:** Rural Non-farm Activities  
**Policy Matrix 6:** Safety Net for Poverty Reduction  
**Policy Matrix 7:** Comprehensive Disaster management towards Poverty Reduction and Growth  
**Policy Matrix 8:** Food Security  
**Policy Matrix 9:** Scaling up Poverty Reduction through Micro Credit  
**Policy Matrix 10:** Water Resources Development & Management  
**Policy Matrix 11:** Infrastructure Development and reforms  
**Policy Matrix 12:** Tourism for Poverty Reduction  
**Policy Matrix 13:** Development of ICT and Bio-technology Policy  
**Policy Matrix 14:** Education Sector  
**Policy Matrix 15:** Health, Population, Nutrition, Water and sanitation and Food Safety Sector  
**Policy Matrix 16:** Women's Advancement and Rights  
**Policy Matrix 17:** Children Advancement and Rights  
**Policy Matrix 18:** Good Governance  
**Policy Matrix 19:** Environment and Sustainable Development

#### AGRICULTURAL/RURAL DEVELOPMENT POLICIES

##### NFP/PRSP

1. National Food Policy 2006, Ministry of Food and Disaster Management, Government of the People's Republic of Bangladesh. August 2006
2. Comprehensive Food Security Policy for Bangladesh, 2000
3. Unlocking the Potential, National Strategy for Accelerated Poverty Reduction, General Economic Division, Planning Commission, Government of the People's Republic of Bangladesh, October 2005
4. National Agriculture Policy 1999, Ministry of Agriculture, Government of the People's Republic of Bangladesh, April 1999.
5. Bangladesh Plan of Action on National Agriculture Policy 2004, Ministry of Agriculture, Government of the People's Republic of Bangladesh; United Nations Development Program and Food and Agriculture Organization of the United Nations, February 2004, Dhaka.
6. Action Plan for Implementing the Actionable Policy Brief in Bangladesh, Ministry of Agriculture, Government of the People's Republic of Bangladesh July 2006.

7. New Agricultural Extension Policy. Ministry of Agriculture, Government of the People's Republic of Bangladesh. 1996, Dhaka
8. DAE Strategic Plan, 1999-2002, Ministry of Agriculture, Government of the People's Republic of Bangladesh, Dhaka.
9. National Seed Policy, 1993, Ministry of Agriculture, Government of the People's Republic of Bangladesh.
10. National Fisheries Policy, 1998, Ministry of Fisheries and Livestock, Government of the People's Republic of Bangladesh.
11. National Livestock Policy, 1992, Ministry of Fisheries and Livestock, Government of the People's Republic of Bangladesh.
12. Fisheries Sub-sector Roadmap for Implementing PRSP Policy Recommendations 2006-2015, Ministry of Fisheries and Livestock, August 2006.
13. Livestock Sub-sector Roadmap for Implementing PRSP Policy recommendations 2006-2015, Ministry of Fisheries and Livestock, March 2006.
14. National Rural Development Policy, 2001 (in Bengali), Ministry of Local Government and Rural Development, Government of the People's Republic of Bangladesh.
15. National Cooperative Policy, 1989, 2001, Rural Development and Cooperative Division, Ministry of Local Government and Rural Development, Government of the People's Republic of Bangladesh.

## **NUTRITION/HEALTH POLICIES**

16. Bangladesh National Food and Nutrition Policy 1997, Ministry of Health and Family Welfare, Government of the People's Republic of Bangladesh. Dhaka.
17. Bangladesh National Plan of Action for Nutrition, Ministry of Health and Family Welfare, Government of the People's Republic of Bangladesh, in collaboration with Bangladesh National Nutrition Council, 1997
18. National Strategy for Infant and Young Child Feeding in Bangladesh, 2006
19. Bangladesh Pure Food Rules, 1967
20. Bangladesh Pure Food (Amendment) Act, 2005
21. The Essential Commodity Act, 1964
22. The Bangladesh Fish Protection and Conservation Act, 1950 (amended in 1995)
23. The Bangladesh Standards and Testing Institution Ordinance, 1985
24. The Bangladesh Standards and Testing Institution (Amendment) Act, 2003
25. Bangladesh Bio-safety Guidelines, 2000
26. Bangladesh Biosafety Act, 2004
27. Bangladesh Quality Support Program, 2006
28. National Health Policy, 2000 (in Bengali), Ministry of Health and Family Welfare, Government of the People's Republic of Bangladesh

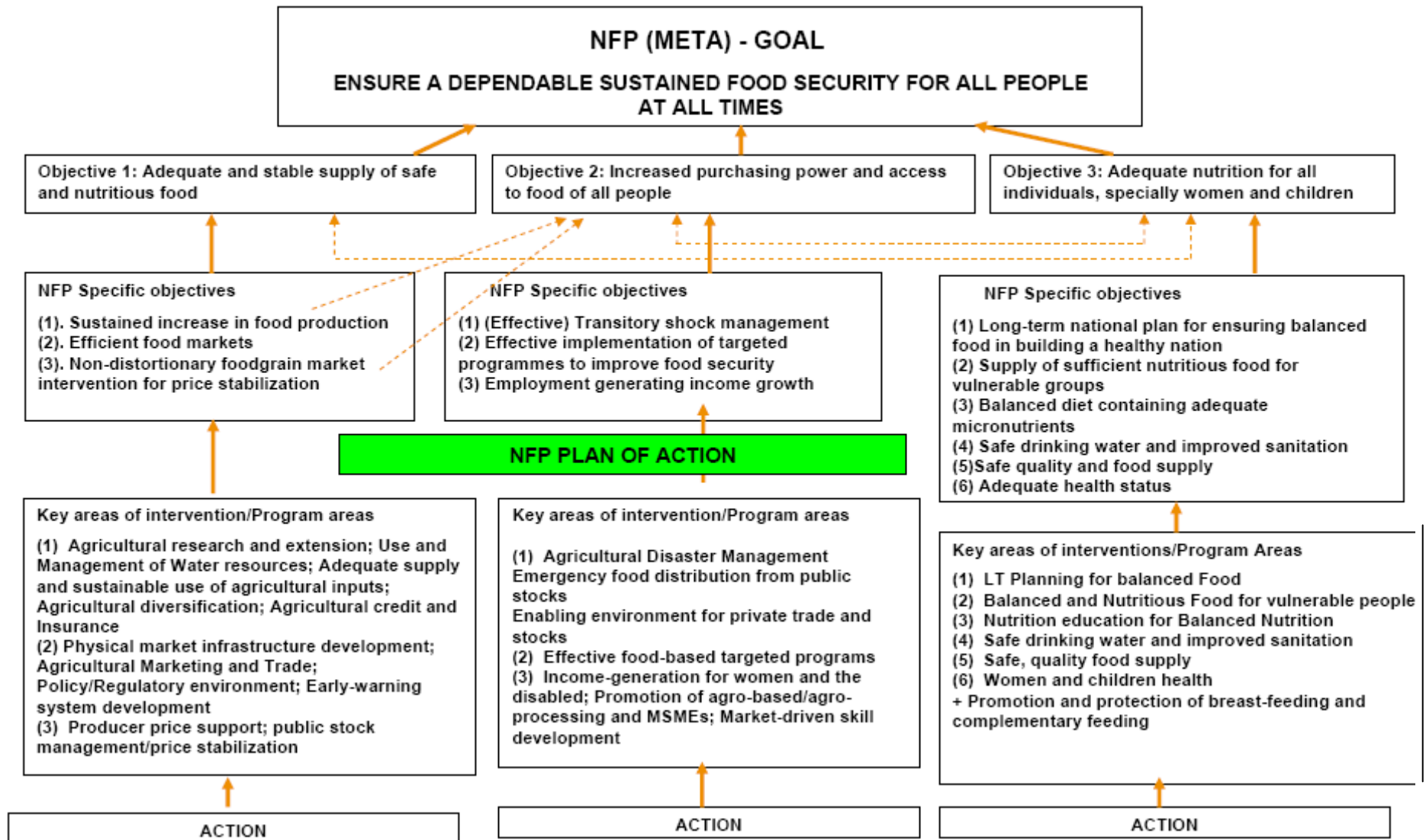
## **OTHER POLICIES**

29. National Land Use Policy, Ministry of Water Resources, Government of the People's Republic of Bangladesh. 2005 Ministry of Industries, Government of the People's Republic of Bangladesh.
30. Industrial Policy 2005. Ministry of Industries, Government of the People's Republic of Bangladesh.
31. Policy Strategies for Development of SMEs, 2005

32. National Water Policy 2000, Ministry of Water Resources, Government of the People's Republic of Bangladesh.
33. National Women Development Policy, 1997 in (Bengali), Ministry of Women and Children Affairs, Government of the People's Republic of Bangladesh
34. National Policy for Advancement of Women, 2004 in (Bengali), Ministry of Women and Children Affairs, Government of the People's Republic of Bangladesh, draft.
35. Environment Policy and Implementation Program, 1992 (in Bengali), Ministry of Environment and Forests, Government of the People's Republic of Bangladesh.
36. National Policy for Arsenic Mitigation, 2004
37. National Integrated Pest management Policy, Ministry of Agriculture, Government of the People's Republic of Bangladesh, January 2002
38. National Plan for Disaster Management (2007-2015), MoFDM



## Appendix 2 -NFP OBJECTIVES AND THE PoA – OVERVIEW CHART



## **PART- II THE NFP PLAN OF ACTION (PoA) MATRIX**

**(AoI = Area of intervention; ST/MT = FY07-08-FY10-11; MT/LT = FY10-11-FY14-15; Cont. = Continuous)**

## NATIONAL FOOD POLICY (NFP) PLAN OF ACTION (PoA) MATRIX

### NFP GOAL : to ensure dependable sustained food security for all people of the country at all times

**Outcome-target indicators:**

WFS (number of undernourished people) – Target: reduced from 39.3 million (1990-1992) to 19.65 by 2015  
 MDG (prevalence of undernourished) – Target: reduced from 35% (1990-2002) to 17.5 % by 2015

**Means of verification:**

FAO State of Food Insecurity Reports

### NFP Objective 1: To ensure adequate and stable supply of safe and nutritious food

**Outcome/impact indicators:**

**Availability/Adequacy of supply:** Agricultural GDP; food supply (domestic production, net imports, variation in stocks) compared to national requirements, food production and consumption requirements disaggregated by regions

**Stability of supply:** Variability of food production; food import dependency ratio, variability of food prices

**Means of verification (source of information):**

Food balance sheets  
 Production and price data for key essential food commodities  
 HH surveys

#### Efficient and sustainable increase in food production (NFP 1.1)

Key areas of intervention	Targets	Indicators	Action Time frame	Actions	Means of verification	Responsible actors	Assumptions
<b>1.1 Agricultural research and extension</b>	<ul style="list-style-type: none"> <li>• Demand-driven crop and non-crop new technologies developed and disseminated.</li> <li>• Demand led and pro-poor extension service expanded.</li> </ul>	<p><i>Target/Output indicators:</i></p> <p># of new rice and non-rice crop varieties, appropriate agricultural machineries and post harvest agricultural technologies developed</p> <p># of new fish culture and management technologies, improved breeds for livestock and vaccines developed</p>	ST/MT	<p><i>(Agricultural Research)</i></p> <p><i>In line with PRSP policy matrix 4/APB (2006)</i></p> <ul style="list-style-type: none"> <li>• Continue exploring alternative sources of funding</li> <li>• Improve existing/Create appropriate new research infrastructure including regional and sub-regional research stations and laboratories</li> <li>• Undertake appropriate training programs</li> </ul>	<p>Reports of responsible ministries and other agencies</p> <p>BBS HIES reports</p> <p>Agricultural Census Reports</p>	<p>MoA, NARS, DAE, BARC, MoFL, AIS, SRDI, DoF, DLS</p> <p>Private sector, NGOs, AUs, Development Partners</p>	Continued commitment to support research and extension services

		<p># of new technologies disseminated through extension agents</p> <p>% increase of farmers adopting IPM</p> <p><b>Input indicators:</b></p> <p>Research budget and block grant provided for research operating expenses.</p> <p># of scientist trained # of livestock artificially inseminated</p> <p># of farmers (especially poor farmers), field technicians, extension agents, seed producers, traders and field officers trained on improved crop, fish and livestock production technologies and marketing and on IPM</p> <p>#of field demonstration made on improved production technique.</p> <p># of hatchery</p>	<p>MT/LT</p> <p>Cont.</p> <p>ST/MT</p> <p>MT/LT</p> <p>ST/MT</p>	<ul style="list-style-type: none"> <li>• Focus attention to rain-fed production system specific to AEZ</li> <li>• Implement institutional reform and enactment of a unified legislation for semi autonomous research institute</li> <li>• Strengthen biotechnology related research and development and ensure its application to different fields of agriculture</li> <li>• Direct research attention to land, labor and resource conservation technology</li> <li>• Improve and institutionalize research and resource management systems</li> <li>• Encourage public-private- NGO collaboration in R&amp;D</li> <li>• Promote research on IPM</li> </ul> <p><b>In line with Fishery Sub-sector Roadmap (2006),</b></p> <ul style="list-style-type: none"> <li>• Strengthen institutional capacities to conduct basic, applied, adaptive and strategic research for pro-poor sustainable growth and development</li> <li>• Scale-up research on biodiversity in inland waters and fisheries management</li> <li>• Promote research on culture systems, species, genetics, disease control, quality of aquaculture products</li> <li>• Promote research on improved inland capture fisheries management.</li> <li>• Conduct research on improved marine fisheries management</li> </ul> <p><b>In line with Livestock Sub-sector Roadmap(2006)</b></p> <ul style="list-style-type: none"> <li>• Strengthen capacities of existing</li> </ul>			
--	--	---	--	--	--	--	--

				<p>livestock research institutes</p> <p><i>(Agricultural Extension)</i></p> <p><b><i>In line with APB (2006),</i></b></p> <ul style="list-style-type: none"> <li>• Introduce different modern extensions tools (e.g demo farms, farmer schools)</li> <li>• Develop a comprehensive training program for farmers, input dealers, seed producers and field technicians</li> <li>• Adopt community or group based extension and training system</li> <li>• Reactivate ATIs and CERDI for professional training, including SAAO and training of trainers</li> </ul>			
			ST/MT				
			MT/LT	<ul style="list-style-type: none"> <li>• Set up ‘Specialized Agricultural Service Centre’ at Upazila level</li> <li>• Establish a permanent Advisory Committee on agricultural research and extension</li> </ul>			
			Cont.	<ul style="list-style-type: none"> <li>• Strengthen Agricultural Information Service</li> </ul> <p><b><i>In the line with PRSP, NAEP (1996) and PoA for NAP (2004)</i></b></p>			
			ST	<ul style="list-style-type: none"> <li>• Assess existing linkages between research and extension and identify areas for improvement</li> </ul>			
			Cont.	<ul style="list-style-type: none"> <li>• Publicize different broadcasts for creating mass awareness on animal husbandry through different media</li> <li>• Strengthen coordination between research and extension services</li> <li>• Arrange distribution of new vaccines according to needs</li> </ul> <p><b><i>(Others)</i></b></p>			

			ST/MT	<ul style="list-style-type: none"> <li>Promote GO-NGO- private sector collaboration in delivering extension services</li> <li>Install a system of evaluating result of demonstration blocks in terms of technology adoption and yield gains</li> <li>Improve coverage of extension services to disadvantaged segments of the rural population, including women</li> </ul>			
			Cont.	<p><b><i>In line with Fishery-Sub-sector Roadmap (2006),</i></b></p> <ul style="list-style-type: none"> <li>Strengthen extension advice to small fish and shrimp farmers through needs analysis, training, establishment of farmer groups</li> <li>Strengthen DoF's extension capacity and skills</li> </ul> <p>• Extend the LEAF concept to all Upazilas</p>			
			ST/MT	<p><b><i>In line with Livestock Sub-sector roadmap (2006),</i></b></p> <ul style="list-style-type: none"> <li>Extend veterinary services to grass root levels</li> </ul>			
			Cont.	<p><b><i>(Others)</i></b> Ascertain ST and LT health effects of GM foods through biotechnological research</p>			
<b>1.2. Use and management of water resources</b>	<ul style="list-style-type: none"> <li>Irrigation coverage increased</li> <li>Improved delivery and efficient use of safe irrigation water</li> <li>Dependency on ground water reduced</li> <li>Cost of irrigation</li> </ul>	<p><b><i>Target/Output Indicators</i></b></p> <p>% of land area extended under different modes of irrigation</p> <p>Unit irrigation cost across crops and regions</p>	ST/MT	<p><b><i>In line with PRSP policy matrix 4 /APB ( 2006)</i></b></p> <ul style="list-style-type: none"> <li>Extend irrigation facilities and ease access to irrigation equipments</li> <li>Regulate and rationalize water price charged by different irrigation providers</li> <li>Provide training to farmers and</li> </ul>	<p>Reports of relevant ministries and other agencies</p> <p>Surveys Assessments</p>	<p>MoA DAE BADC BMDA BWDB WARPO PDB, REB, Titas gas</p>	<p>Continued commitment to develop irrigation in a sustainable way/ Commitment and adequate funding to implement APB</p>

	reduced	<p>Level of arsenic contamination of surface and ground irrigation water</p> <p><b>Input indicators:</b></p> <p>Kilometers of canal excavated and repaired</p> <p># of irrigation structures constructed and repaired</p> <p># of pilot programs undertaken combining irrigation and flood control.</p> <p># of farmers and agricultural workers trained on efficient use of irrigation water and on-farm water management</p>	<p>Cont</p> <p>MT/LT</p>	<p>agricultural workers for improving use of irrigation water and on-farm water management</p> <ul style="list-style-type: none"> <li>• Restructure irrigation wing of BADC</li> <li>• Increase the number of surface water treatment plants</li> <li>• Ensure uninterrupted power supply to electric pumps</li> <li>• Continue market oriented policies for the development of irrigation system</li> <li>• Extend use of surface water</li> <li>• Monitor arsenic contamination through irrigation water</li> <li>• Promote area-based irrigation management systems using participatory approaches</li> <li>• Select suitable sites for dual purpose (irrigation and flood control) pump house</li> <li>• Mainstream irrigation programs in major flood control projects</li> <li>• Explore possibilities of replacing diesel engine with CNG (bottled) operated engines</li> </ul>		<p>MoL MoWR</p> <p>Private sector Development Partners</p>	
<b>1.3. Adequate supply and sustainable use of agricultural inputs</b>	<ul style="list-style-type: none"> <li>• Increased supply of quality crop seeds</li> <li>• Increased supply of quality seeds and feeds for fish and poultry farming</li> <li>• Timely supply and balanced use of fertilizers ensured</li> <li>• Agricultural machines and implements available at affordable</li> </ul>	<p><b>Target/Output indicators</b></p> <p>Quantity of seed production</p> <p># of seeds certified</p> <p>Organic contents in the soil</p> <p>Inputs supply and demand matched throughout seasons</p> <p># of farmers applying balanced</p>	<p>ST/MT</p> <p>MT/LT</p>	<p><b>In line with PRSP policy matrix 4) /APB (2006) on production of quality seed/National seed policy (1993),</b></p> <ul style="list-style-type: none"> <li>• Ensure supply of foundation and breeder seeds to registered seed producers</li> <li>• Liberalize seed import</li> <li>• Undertake farmer's level quality seed production program</li> <li>• Strengthen seed certification system</li> <li>• Support private sector for seed</li> </ul>	<p>Reports of responsible ministries and other agencies</p> <p>BBS reports News papers Surveys</p>	<p>MoA DAE BADC NARS SCA MoFL, DOF DLS MoL MoEF MoI MoC BARC</p>	<ul style="list-style-type: none"> <li>• Continued commitment to support private sector participation.</li> <li>• Effective coordination efforts between ministries and agencies involved in the use of land and protection of the environment</li> </ul>

	<p>prices</p> <ul style="list-style-type: none"> <li>• Strengthened IPM and ICM</li> <li>• Increased efficiency and sustainability of agricultural land use</li> <li>• Agricultural land use for non- agricultural purposes effectively regulated</li> </ul>	<p>NPK and other micro-nutrients</p> <p># farmers adopting IPM and ICM</p> <p># of new agricultural machineries and post harvest technologies innovated and disseminated</p> <p>% of arable land used for non-agricultural purposes</p> <p># of AEZ-specific cropping patterns developed</p> <p><b>Input indicators</b></p> <p>Quantity of foundation and breeder seed supplied</p> <p># of private seed companies having R &amp;D facilities.</p> <p># of farmers trained on quality seed production</p> <p># of farmers and agricultural technicians and traders trained on IPM</p> <p># of farmers trained on preparing and use of organic manure</p> <p># of upazilas developing soil testing facilities</p> <p>% of farmers applying balance fertilizer</p>	<p>Cont.</p> <p>ST/MT</p> <p>MT/LT</p> <p>Cont.</p> <p>ST/MT</p>	<p>development and seed trade</p> <p><b>In line with APB ( 2006)/AP NAP PoA,2004/MoA Medium Term Plan</b></p> <ul style="list-style-type: none"> <li>• Encourage use of organic manure/bio-fertilizer</li> <li>• Encourage IPM and ICM, with focus on minimal use of pesticides and provision of appropriate training to the farmers</li> <li>• Develop training and demonstration programs for farmers and mechanics /artisans in operation, maintenance and repair of common agricultural machines</li> <li>• Review and rationalize the existing urea distribution system</li> <li>• Review and rationalize tariff rates affecting import of spares/raw materials for farm machinery</li> <li>• Provide support to local manufacturers of agricultural machines</li> <li>• Extend soil test facilities up to upazila and union levels</li> <li>• Formulate a comprehensive agricultural mechanization policy</li> </ul> <p><b>In line with Fishery Sub-sector Roadmap (2006),</b></p> <ul style="list-style-type: none"> <li>• Improve brood management</li> <li>• Reduce inbreeding practices</li> <li>• Promote supply of quality inputs (seeds and feeds) for fish farming by the private sector</li> <li>• Develop hatchery regulations</li> <li>• Regulate the use of chemicals and hazardous elements in fish farming, processing and marketing</li> </ul>		<p>BMDA Private sector Development Partners</p>	
--	--	--	--	---	--	---	--



			ST/MT	<p><i>In line with the National Agricultural Policy (1999), the National Land Use Policy (2001) and the APB (2006)</i></p> <ul style="list-style-type: none"> <li>• Enforce existing/develop new regulations to preserve the use of fertile arable land for agricultural purpose</li> <li>• Develop land-zoning and Agro-Ecological Zones (AEZ)-based land development plans based on sustainable and profitable cropping patterns in both coastal and mainland districts</li> </ul>			
			Cont.	<p><i>In line with Livestock sub-sector roadmap (2006),</i></p> <ul style="list-style-type: none"> <li>• Promote production of quality feed</li> <li>• Promote production of forage and conventional and alternative feed</li> <li>• Reduce inbreeding practices</li> </ul>			
			ST/MT	<p><i>(Others)</i></p> <p>Examine the impact of current input price policies and subsidies on agricultural profitability and competitiveness</p>			

Key Areas of Intervention	Targets	Indicators	Action Time frame	Actions	Means of verification	Responsible actors	Assumptions
<b>1.4. Agricultural Diversification</b>	<ul style="list-style-type: none"> <li>Increased production of high value crops</li> <li>Increased production of fish and livestock</li> </ul>	<p><b>Target/Output Indicators</b></p> <p>% increase in maize, potato, pulses, oilseeds vegetables and fruits , and spices production</p> <p>% increase in fish production in closed and semi-closed water</p> <p>% increase in production of red meat, milk , poultry meat, and egg</p>	ST/MT	<ul style="list-style-type: none"> <li>Implement PoA under AoI #1.1 (Research and Extension for non-cereal crops), AoI #1.6 (Physical Market Infrastructure Development) and 1. 7 (Agricultural marketing and Trade).</li> </ul> <p><b>In line with MoA Medium Term Plan (crops):</b></p> <ul style="list-style-type: none"> <li>Prepare and implement special work plan for 25% increase in high value crops</li> <li>Introduce modern varieties of maize, pulses, oilseed, vegetables, fruits, spices, etc. and disseminate to farmers</li> </ul> <p><b>In line with PRSP and Fishery Sector Roadmap (2006) (Fish):</b></p> <ul style="list-style-type: none"> <li>Promote production of quality fish feeds using domestic ingredients</li> <li>Bring Jalmohal (large water bodies) and inundated areas under community-based management through organizing fishermen</li> <li>Popularize and promote rice-fish cultivation</li> </ul> <p><b>In line with PRSP Livestock Sector Roadmap( 2006),</b></p> <ul style="list-style-type: none"> <li>Extend artificial insemination program nationwide</li> <li>Ensure supply of vaccines and arrange treatment facilities</li> <li>Continue providing incentives for the extension of milk and meat industry</li> <li>Promote commercial layer and broiler</li> </ul>	<p>Reports of responsible ministries and other agencies</p> <p>Agricultural surveys</p> <p>BBS reports</p>	<p>MoA</p> <p>DAE</p> <p>BADC</p> <p>DAM</p> <p>Hortex</p> <p>Foundation</p> <p>NARS</p> <p>AIIS</p> <p>BMDA</p> <p>SCA</p> <p>MoFL</p> <p>DoF</p> <p>DLS</p> <p>Ministry of Land</p> <p>Private Sector</p> <p>Farmers</p> <p>Development</p> <p>Partners</p>	Adequate coordination between MoA and MoFL
			MT/LT				
			ST/MT				
			MT/LT				
			Cont.				
			Cont.				

			<p>MT/LT</p> <ul style="list-style-type: none"> <li>chicken production.</li> <li>Promote goat and sheep production</li> </ul> <ul style="list-style-type: none"> <li>Ascertain extension of livestock health service and quality feed</li> <li>Promote production of organic semi-scavenging chicken, duck and fowls (Quail, Goose, Pigeon, Guinea ) production</li> <li>Develop buffalo dairy cows and production areas</li> </ul> <p><i>In line with the PRSP</i></p> <ul style="list-style-type: none"> <li>In line with AoI#1.3 continue promoting integrated crop management</li> <li>Promote integrated fish-crop-livestock farming systems</li> </ul> <p>ST/MT</p>				
<b>1.5. Agricultural credit and insurance</b>	<ul style="list-style-type: none"> <li>Increased formal credit to agriculture, to small and marginal farmers</li> <li>Assured coverage of financial loss due to failure of crops, livestock and fish production</li> </ul>	<p><b>Target/Output Indicators</b></p> <p>Increase in the number of rural bank branches</p> <p>Match between actual amount of disbursement of and agricultural credit targets</p> <p>#of small and marginal farmers having access to formal rural credit</p> <p># of crop-livestock-fish insurance schemes established</p> <p>Number of farmers brought under insurance program</p>	<p>ST/MT</p> <p>.</p> <p>MT/LT</p>	<p><b><i>In line with APB (2006) and NAP Plan of Action (2004) and PRSP Fishery sub-sector Roadmap (2006),</i></b></p> <ul style="list-style-type: none"> <li>Reduce time lapse and transaction cost and improve credit delivery system.</li> <li>Simplify loan disbursement procedures</li> <li>Redefine credit worthiness criteria/ Make provision for collateral free loan</li> <li>Strengthen supervision and monitoring mechanisms, as well coordination of lending activities among financial institutions</li> <li>Strengthen GO/NGO cooperation to cater for small and marginal farmers' credit needs</li> </ul> <ul style="list-style-type: none"> <li>Expand coverage of rural bank branches.</li> <li>Increase flow of fund to small and marginal farmers for crops, livestock and fish producers.</li> </ul>	<p>Reports of relevant ministries and other agencies</p> <p>Reports of financial institutions</p> <p>Reports on NGOs lending activities</p> <p>Household surveys</p>	<p>MoF BB BKB, RKUB NCBs, PKSF NGOs Private sector Development Partners</p>	<p>Continued government commitment to increase inflow of credit to agriculture</p> <p>Agricultural Production and Market risks adequately managed</p>

				<ul style="list-style-type: none"> <li>• Establish a small farmer development fund/institution ( such as the ACF)</li> <li>• Introduce insurance schemes for rural producers (crop, fisheries and livestock)</li> </ul>			
<b>Efficient food markets (NFP 1.2)</b>							
<b>Key areas of intervention</b>	<b>Targets</b>	<b>Indicators</b>	<b>Action Time frame</b>	<b>Actions</b>	<b>Means of verification</b>	<b>Responsible Actors</b>	<b>Assumptions</b>
<b>1.6. Physical market infrastructure development</b>	<ul style="list-style-type: none"> <li>• Improved private storage, market and transportation facilities</li> <li>• Improved market connectivity at local, national and international levels</li> </ul>	<p><b>Target/Output Indicators</b></p> <p>Kilometers of different types of roads, and bridge/culvert constructed and maintained</p> <p># of growth centers, rural Hats/Bazaar including women market centre constructed</p> <p># of wagons in service.</p> <p># of railway tracks, bridges and culverts and railway station rehabilitated/renovated.</p> <p># of private storage units</p>	<p>ST/MT</p> <p>MT/LT</p> <p>ST/MT</p> <p>MT/LT</p>	<p><b>In line with APB (2006),</b></p> <ul style="list-style-type: none"> <li>• Provide special credit facilities for developing appropriate storage/preservation, packaging and transportation of goods</li> <li>• Encourage multi-purpose mini cold storage</li> </ul> <p><b>In line with PRSP Policy Matrix 11,</b></p> <ul style="list-style-type: none"> <li>• Expand and maintain road linkages between farms and markets</li> <li>• Develop policy framework on private sector participation in road infrastructure development</li> <li>• Improve submersible roads, <i>ghats</i>, growth centres hats etc.</li> <li>• Strengthen support to infrastructure development in vulnerable areas</li> <li>• Modernize and reform the management and operations of ports.</li> <li>• Develop mechanisms to ensure participation and involvement of communities, local government/institutions, NGOs in planning and design of infrastructure development projects</li> <li>• Establish a private port at a suitable location.</li> <li>• Improve railway container and enhance air cargo capacity</li> </ul>	<p>Reports of relevant ministries and other agencies</p> <p>Assessments/studies</p> <p>BBS</p>	<p>MoA DAM BADC MoF MoLGRDC/ LGD</p> <p>MoC</p> <p>MoFDM Bangladesh Railway MoS BIWTA BB NCBs Private sector, Development Partners</p>	<p>Adequate funding</p> <p>Commitment to facilitate private sector participation and coordination between private and public sectors</p> <ul style="list-style-type: none"> <li>•</li> </ul>

			Cont.	<i>In line with PRSP /APB (2006),</i> <ul style="list-style-type: none"> <li>Continue investments in market infrastructure (decentralized wholesale markets, local markets etc.)</li> </ul>			
<b>1.7. Agricultural Marketing and Trade</b>	<ul style="list-style-type: none"> <li>Reduced marketing costs of agricultural products</li> <li>Strengthened market integration</li> </ul>	<p><b>Target/Output indicators</b></p> <p>Marketing costs of different crops</p> <p><b>Input indicators</b></p> <p>Number and type of market information</p> <p>Number of information networks created</p> <p>Credit disbursements for agricultural trade/marketing purposes</p>	ST/MT	<p><i>In line with PRSP (Policy matrix 4 - Goal 10)/APB (2006),</i></p> <ul style="list-style-type: none"> <li>Continue strengthening capacity of DAM, and Hortex Foundation</li> <li>Strengthen BSTI capacity for quality certification of agricultural products</li> <li>Support the establishment of farmer managed associations (cooperatives) for establishing storage and processing facilities/ marketing facilities</li> </ul> <p>(Others)</p> <ul style="list-style-type: none"> <li>Assess status of current market information systems</li> <li>Develop programs to strengthen capacity in domestic and international market information analysis</li> <li>Develop/upgrade short term and long term forecast models regarding food production, supply, prices and other key variables</li> </ul> <p><i>In line with APB (2006) and PRSP Fishery sub-sector roadmap (2006),</i></p> <ul style="list-style-type: none"> <li>Develop effective market data processing and dissemination systems /Promote ICT-based market information networks</li> <li>Promote quality and maintain good hygienic practices in fish marketing chain</li> <li>Promote refrigerated transport</li> </ul> <p><i>In line with PRSP Livestock sub-sector roadmap (2006),</i></p> <ul style="list-style-type: none"> <li>Organize mass media campaigns and promote consumer awareness</li> </ul>	<p>Reports of relevant ministries and other agencies</p> <p>Studies of rural banking sector</p> <p>Reports of financial institutions</p>	<p>MoA DAM BSTI BADCO Hortex Foundation MoFDM/ MIS FPMU MoSICT BB NCBs Private sector, Development Partners</p>	•
			ST/MT.				
			ST/MT – Cont.				
			Cont.				

			ST/MT  Cont.	<ul style="list-style-type: none"> <li>Develop pilot marketing system for organic chicken and eggs</li> </ul> <p><b><i>In line with APB (2006),</i></b></p> <ul style="list-style-type: none"> <li>Establish an Agribusiness Fund</li> </ul> <p>• <i>In line with PoA AoI#1.5</i> ), Improve rural credit delivery (see Agricultural Credit)</p>			
<b>1.8. Policy/regulatory environment</b>	<ul style="list-style-type: none"> <li>Updated legislation regulating food markets enacted and enforced</li> </ul>	<p><b><i>Target/Output Indicators</i></b></p> <p>New/updated legislation regulating food markets</p> <p>Level of market charges taxes, levies</p>	Cont.  ST/MT	<p><b><i>In line with APB (2006),</i></b></p> <ul style="list-style-type: none"> <li>Monitor private storage and food supply practices</li> </ul> <p>---</p> <ul style="list-style-type: none"> <li>Amend the 2002 “Market Management and Leasing Policy” and Agricultural Markets Produce Regulation Act of 1964</li> <li>Rationalize market charges, taxes, levies etc.</li> <li>Remove restrictions on private building/hire/lease of storage space</li> <li>Enactment of anti-trust and anti-monopoly acts</li> </ul>	Amended acts  Government circulars  Policy documents  Reports of relevant ministries and other agencies	Finance Division, NBR Chambers MOA MoLGRDC /LGD  MoC MoLJPA Development Partners	<p>Political commitment to enact new acts/rules and to enforce existing rules</p> <p>Effective coordination between public and private sectors</p>
<b>1.9. Early warning system development</b>	<ul style="list-style-type: none"> <li>Early warning and response systems operating effectively</li> <li>Domestic early warning system effectively integrated and coordinated with global early warning system</li> </ul>	<p><b><i>Target/Output indicators</i></b></p> <p># of quality of food security monitoring reports</p> <p># of data bases incorporating periodic quality data</p> <p># of appropriate models for evaluation, monitoring and forecasting</p>	ST/MT	<ul style="list-style-type: none"> <li>Assess functioning, technical and organizational capacities of current early warning system</li> <li>Evaluate current strategies and methodologies for assessing the impacts of climate change (including global warming) on natural and human resources</li> <li>Develop/strengthen access to adequate information/data base on production, price, climate change and other variables, through greater reliance on Information and Communication Technologies (ICT)</li> <li>Develop/ upgrade existing forecasting</li> </ul>	Monitoring /forecasting reports by relevant institutions	MoSICT, MoFDM, FPMU, LGED UP MoA DAE, MoC BMD All food security partner ministries Development Partners	<p>Skilled manpower and necessary equipment made available</p> <p>Commitment to develop/strengthen food security monitoring systems</p> <p>Adequate coordination and information sharing between various data providers</p>

			MT/LT	<p>models to provide accurate information on food price, demand, supply and production</p> <ul style="list-style-type: none"> <li>• Strengthen capacities to make an effective use of early warning systems for generation and dissemination of information to relevant stakeholders</li> <li>• Strengthen linkages between global early warning and national early warning systems</li> </ul>			
<b>Non-distortionary foodgrain market intervention for price stabilization (NFP 1.3)</b>							
<b>Key areas of intervention</b>	<b>Targets</b>	<b>Indicators</b>	<b>Action Time frame</b>	<b>Actions</b>	<b>Means of verification</b>	<b>Responsible Actors</b>	<b>Assumptions</b>
<b>1.10. Producer price support</b>	<ul style="list-style-type: none"> <li>• Enhanced - effectiveness of public procurement system</li> <li>• Producer price effectively supported during post-harvest seasons</li> </ul>	<p><i>Target/Output Indicators</i></p> <p>Quantity procured domestically</p> <p>Procurement prices</p>	Cont.	<p><i>In line with PRSP Policy Matrix 8 / NFP and PoA under AoI#1.9:</i></p> <ul style="list-style-type: none"> <li>• Improve methodologies for determining procurement prices and procurement requirements, based on production costs, market prices and import costs</li> <li>• Make decisions about procurement price and targets more transparent</li> <li>• Assess cost-effectiveness and impacts of procurement activities</li> <li>• Increase purchases through open competitive tenders</li> </ul>	<p>Cost-effectiveness assessments/studies</p> <p>Reports of: DG, Food FPMU's</p> <p>Daily and weekly monitoring reports on procurement and prices</p>	<p>MoFDM DG, Food FPMU MoF MoC MoSW CBOs MoF MoSW</p> <p>Development Partners</p>	<p>Adequate funding of procurement system</p>
<b>1.11. Public stock management/ Price stabilization</b>	<ul style="list-style-type: none"> <li>• Improved public stock management</li> <li>• Adequate public storage facilities and capacities</li> <li>• Enhanced effectiveness of OMS</li> </ul>	<p><i>Target/Output Indicators</i></p> <p>Quantity procured as % of target</p> <p>Buffer stock as % of the target, at the beginning of the fiscal year (NFP)</p> <p>Quantity of foodgrain sold through</p>	Cont	<p><i>In line with PRSP Policy Matrix 8</i></p> <ul style="list-style-type: none"> <li>• Continue maintaining public food grain stock at various places</li> <li>• Continue encouraging private grain stocks through storage programs for various kinds of foods</li> <li>• <i>Implement PoA under AoI # 1.9 to ensure continuous monitoring of</i></li> </ul>	<p>Reports of responsible agencies</p>	<p>MoF MoC MoFDM DG, Food (MIS) MoSICT CBOs Private sector</p> <p>Development</p>	<p>Availability of adequate warehouse in public sector</p> <p>Commitment to promote private storage development</p>

		<p>OMS per year</p> <p>Effects of OMS on market prices</p> <p>Quantity of food distributed through PFDS</p>	<p>MT/LT</p> <p>See under Aol#2.4</p>	<p>private stocks, imports and timely provision of information for optimal stocking and timely interventions</p> <ul style="list-style-type: none"> <li>• Strengthen effectiveness of OMS schemes and other food distribution mechanisms</li> <li>• Modernize practices of public food stock management, also through greater use of ICT, esp. computer based systems for monitoring storage and stock positions</li> <li>• Ensure transparent use of public foodgrain stocks</li> <li>• Explore the possibility of public-private partnerships for expanding storage facilities under the PFDS</li> <li>• Lease underutilized public storage facilities to private sector users</li> <li>• <i>Implement PoA under Aol#2.4 to improve targeted distribution operations (VGD, Food/cash for work, VGF, Food/cash for education)</i></li> </ul>		Partners	
--	--	---	---------------------------------------	---	--	----------	--



## NFP Objective 2: Increased purchasing power and access to food of the people

### Outcome/Impact Indicators:

Proportion of people below the poverty line – MDG1 Target: Reduced proportion of people below US\$1 per day (PPP) from 58.8% in 1991 to 29.4% by 2015

Proportion of people in extreme poverty – MDG1 Target: Proportion of people in extreme poverty reduced from 28% in 1991 to 14% by 2015

% increase in average HH cash income from on-farm and off-farm income generating activities

# HH with no food gap – have sufficient food to meet HH needs in all 12months of the year

# income sources per HH

% of HH income spent on food

Food price index; variability in food prices

### Means of Verification:

BBS HIES surveys

Other HH surveys

### Transitory shock management (NFP 2.1)

Key areas of intervention	Targets	Indicators	Action Time frame	Actions	Means of verification	Responsible Actors	Assumptions
<b>2.1. Agricultural Disaster management</b>	<ul style="list-style-type: none"> <li>Enhanced disaster preparedness and post-disaster rehabilitation in agricultural systems</li> </ul>	<p><i>Target/Output indicators</i></p> <p>Area affected by crop losses</p> <p>Quantity or value of crop, livestock, poultry, fish losses</p> <p><i>Input indicators</i></p> <p># of new resistant seed varieties developed</p> <p>Early warning and forecasting systems operating effectively</p> <p>Disaster management training centres operating effectively</p> <p># of training programs on disaster risk reduction and mitigation in agricultural sectors</p>	<p>Cont.</p> <p>( as needed)</p> <p>ST/LT</p>	<p><b><i>In line with PoA for AoI#1.1 :</i></b></p> <ul style="list-style-type: none"> <li>Continue research programs on drought/ submergence/disease tolerant varieties and associated technologies;</li> <li>Implement integrated disease/pest management programs</li> </ul> <p><b><i>In line with PoA for AoI # 1.2 :</i></b></p> <ul style="list-style-type: none"> <li>Implement programs on irrigation supplementation during drought,</li> <li>Mainstream irrigation programs in major flood control projects</li> <li>Strengthen effectiveness of existing post-disaster rehabilitation programs in agriculture</li> <li>Ensure timely delivery of seeds and seedlings after disasters</li> </ul>	<p>Reports of responsible ministries and other agencies</p> <p>BBS reports</p> <p>Sectoral surveys</p> <p>Studies</p> <p>Training materials and reports</p> <p>Government Directives/circulars</p>	<p>MoFDM/DMB</p> <p>Agricultural Research Institutes</p> <p>MoA/DAE</p> <p>MoFL</p> <p>MoWR</p> <p>MoLGRDC/LGD</p> <p>MoF</p> <p>SAARC</p> <p>MoL</p> <p>PKSF</p> <p>NGOs</p> <p>Private sector</p> <p>Development Partners</p>	<p>Commitment to effectively implement the National Plan for Disaster Management with particular focus on the agricultural sector</p>

			( as needed) ST/MT	<ul style="list-style-type: none"> <li>Effectively implement PoA under AoI#1.9 to strengthen early warning system</li> </ul>			
			MT/LT	<p><b>In line with PoA for AoI#1.5</b></p> <ul style="list-style-type: none"> <li>Explore the feasibility of introducing insurance mechanisms for small farmers and other agricultural producers</li> </ul>			
			Cont.	<p><b>In line with National Plan for Disaster Management (2007-2015):</b></p> <ul style="list-style-type: none"> <li>Train professional staff on agricultural disaster risk reduction and preparedness, early warning and forecasting system and post-disaster activities.</li> <li>Develop awareness programs</li> <li>Develop agricultural community-based action plans/programs for risk reduction;</li> </ul>			
<b>2.2 Emergency Food Distribution from Public Stocks</b>	<ul style="list-style-type: none"> <li>Improved coverage and effectiveness of emergency distribution programs</li> </ul>	<p><i>Target/Output indicators</i></p> <p>% of disaster-affected people adequately covered by emergency programs in times of need</p> <p>Adequacy of public food stocks to emergency needs</p> <p>Timeliness of distribution</p>	ST/MT  Cont.	<ul style="list-style-type: none"> <li><b>Implement PoA under AoI#1.9, 1.11 for improving public stock management effectiveness</b></li> <li><b>In line with PRSP (Matrices 8 and 17), implement NFP POA under AoI # 2.4 to raise effectiveness of targeted program</b></li> <li>Link emergency food distribution system to SARC</li> <li><b>In line with PoA under AoI# 3. 6,</b> strengthen efforts to improve the nutritional contents of emergency food distribution</li> </ul>	<p>Poverty/vulnerability maps</p> <p>Program cost-effectiveness assessments</p> <p>Reports of responsible ministries and agencies</p> <p>Participatory surveys</p> <p>Media, UP</p>	<p>MoFDM</p> <p>MoSW</p> <p>MoA</p> <p>MoC</p> <p>MoF</p> <p>MoHFW</p> <p>NGOs</p> <p>Development Partners</p>	No major supply constraints

					representatives, social workers		
<b>2.3 Enabling Environment for private food trade and stocks</b>	See targets under AoIs# 1.6, 1.7, 1.8	See indicators under, AoI 1.6,1.7,1.8		<ul style="list-style-type: none"> <li>• <b>Implement PoA for AoI # 1.6,1.7,1.8</b></li> </ul>		See AoI#1. 6, 1.7, 1.8	See AoIs# 1. 6,1.7,1.8

**Effective implementation of targeted programs to improve food security (NFP 2.2)**

<b>Key areas of intervention</b>	<b>Targets</b>	<b>Indicators</b>	<b>Action Time frame</b>	<b>Actions</b>	<b>Means of verification</b>	<b>Responsible Actors</b>	<b>Assumptions</b>
<b>2.4. Effectiveness of targeted food security programs and safety nets</b>	<ul style="list-style-type: none"> <li>• Improved coverage of vulnerable and disadvantaged people and areas (esp. Monga-prone areas)</li> <li>• Improved targeting</li> <li>• Improved cost-effectiveness</li> <li>• Reduced leakage</li> <li>• Enhanced adequacy to vulnerable people's nutritional needs</li> </ul>	<p><b>Target/Output indicators</b></p> <p>% of vulnerable people (poor women and children /disabled and other disadvantaged people) effectively covered by programs</p> <p>Program/safety net coverage in vulnerable areas, especially Monga prone areas</p> <p>Degree of leakage (major programs)</p> <p>Nutrient content of food distributed</p> <p>Adequacy of calories supplied (food-based programs)</p> <p><b>Input indicators</b></p> <p>New targeting methodologies</p> <p>Effective monitoring and overseeing mechanisms</p> <p>Local participation in program</p>	<p>ST/MT</p> <p>Cont.</p> <p>ST/MT</p>	<p>(Targeted food-based and cash programs)</p> <p><b>In line with PRSP Policy Matrix 6</b></p> <ul style="list-style-type: none"> <li>• Examine cost-effectiveness of targeted programs, including emergency relief</li> <li>• Review adequacy of transfer amounts, and targeting (including geographical targeting) methodologies</li> <li>• Strengthen accountability mechanisms in the implementation and administration of existing programs</li> <li>• Strengthen capacity of implementing institutions at national and local levels</li> <li>• Promote regular and effective monitoring and evaluation of programs</li> <li>• Enhance participation of local communities in program development and implementation, monitoring and evaluation</li> <li>• Expand coverage of programs/review</li> </ul>	<p>Reports of relevant ministries and agencies</p> <p>Cost-effectiveness assessment studies</p> <p>Participatory surveys</p> <p>Training materials</p> <p>Program implementation and monitoring guidelines</p> <p>Research studies</p>	<p>MoSW MoFDM MoWCA</p> <p>MoLGRDC/ RDCD</p> <p>MoHFW MoL MoPME MoCHTA MoF NGOs Development Partners</p>	<p>No major food supply constraints</p> <p>Commitment to promote local participation in program design and implementation</p> <p>Continued support of Development Partners</p>

		design		<p>design of programs for the ultra-poor/ destitute women, disabled people, slum dwellers, landless, elderly and other disadvantaged groups and areas.</p> <ul style="list-style-type: none"> <li>Strengthen nutrition components of food based programs</li> </ul> <p><i>(Other social safety nets)</i></p> <ul style="list-style-type: none"> <li>Continue provision of shelter to homeless/landless people</li> <li>Phased-in increase in coverage of old age and widow allowance and pensions</li> <li>Expand coverage and strengthen the effectiveness of employment generation -focused safety net programs (FFW/CFW) in Monga-prone areas and other disadvantaged regions</li> </ul>			
			ST/MT				
			MT/LT	<ul style="list-style-type: none"> <li>Integrate food and non-food based safety net into a comprehensive social security policy framework</li> </ul>			

**Employment-generating income growth (NFP 2.3)**

Key areas of intervention	Targets	Indicators	Action Time frame	Actions	Means of verification	Responsible Actors	Assumptions
<b>2.5. Income generation for rural women and disabled people</b>	<ul style="list-style-type: none"> <li>Enhanced participation of women and disabled people in rural agricultural/other rural activities</li> </ul>	<p><i>Target/Output indicators</i></p> <p>% increase of rural women engaged in agriculture, fisheries and livestock, and other agro-based rural industries (self-, wage and non-wage employment)</p> <p>% increase in people with disabilities engaged in income-generating</p>	ST/MT	<p><i>(Income generation for women)</i></p> <p><b><i>In line with PRSP Policy Matrices 8 4 5, 15, and of PoA under AoIs # 1.1 to 1.7:</i></b></p> <ul style="list-style-type: none"> <li>Continue strengthening women's access to extension services, agricultural inputs, as well as training on crop and non crop agriculture and existing technologies</li> </ul>	<p>PRSP progress reports</p> <p>Reports of responsible ministries and agencies</p> <p>Training</p>	<p>MoWCA MoLGRDC/ RDCC</p> <p>MOA/ DAM, DAE MoFL BRDB BB, PKSF,</p>	<p>Continued commitment to promote women's empowerment</p> <p>Continued commitment to support integration of disabled people in mainstream economic activities</p>

		<p>activities</p> <p><b>Input indicators</b></p> <p>% of rural women with access to official extension services</p> <p># of rural women benefiting from specialized vocational training programs</p> <p># of women benefiting from rural / government and NGOs' micro-credit programs</p> <p>Volume and individual size of micro-credit/banks loans to women</p> <p>% increase in area of <i>Khas</i> land distributed to rural women (female heads, widows and separated)</p> <p># of beneficiaries under various women-targeted programs</p> <p># of people with disabilities participating in Rehabilitation Programs/Vocational Training Programs</p> <p># of disabled people benefiting from interest-free microcredit</p>	<p>ST/MT</p> <p>MT/LT</p> <p>Cont.</p> <p>ST/MT</p> <p>ST/MT</p>	<ul style="list-style-type: none"> <li>• Train extension workers on the involvement and integration of women</li> <li>• Strengthen participation in new agricultural projects' design</li> <li>• Expand marketing facilities for agricultural products sold by women</li> <li>• Provide women with specific training on new non food grain products and technologies, including agro-processing and post-harvest technologies;</li> </ul> <p><b>In line with PRSP- Fishery sub-sector roadmap (2006):</b></p> <ul style="list-style-type: none"> <li>• Develop women-friendly technologies and extension methods and materials;</li> <li>• Target and train groups of poor women in aquaculture development</li> <li>• Provide alternative income opportunities for fishing households, especially for women</li> </ul> <p><b>As part of PRSP Livestock Subsector Roadmap 2006,</b> strengthen women-focused interventions</p> <ul style="list-style-type: none"> <li>• <i>Ensure effective targeting of women in implementing POA for Aol#2. 6</i></li> </ul> <p><b>In line with PRSP Matrices 9 16</b></p> <ul style="list-style-type: none"> <li>• Expand coverage and strengthen effectiveness of micro credit/training programs for poor women</li> <li>• Strengthen access of VGD graduates to NGO-based income generating activities (IGAs)</li> <li>• Deepen ultra-poverty outreach of</li> </ul>	<p>materials, Awareness materials</p> <p>Reports on NGOs activities (ADAB, NGOAB)</p> <p>HH surveys, community assessments using gender disaggregated data</p> <p>Reports of Financial Institutions</p>	<p>NCBs</p> <p>Women's chamber of commerce</p> <p>MoSW National Foundation for the Development of the Disabled</p> <p>Bangladesh National Social Welfare Council</p> <p>MoLE</p> <p>Voluntary Organizations/NGOs</p> <p>Private sector</p> <p>Development Partners</p>	
--	--	---	--	---	---	--	--

			<p>MT/LT</p> <p>ST/MT/ Cont.</p> <p>ST/MT</p>	<p>NGO-based micro-credit programs</p> <ul style="list-style-type: none"> <li>• Strengthen integration of micro-credit provisions with non financial services</li> <li>• Review lending policy of banks and MFIs towards women</li> <li>• Increase size of loans (from micro to small and medium sized) to women entrepreneurs</li> <li>• Scale-up/strengthen training programs for women entrepreneurs</li> </ul> <p><b><i>In line with PRSP Matrix 16:</i></b></p> <ul style="list-style-type: none"> <li>• Distribute <i>khas</i> land to female headed households</li> <li>• Expand community based social and other support services to working women to ease their family care burden</li> </ul> <p><i>(Income-generation activities for disabled people)</i></p> <p><b><i>In line with MoSW medium term plan,</i></b></p> <ul style="list-style-type: none"> <li>• Expand efforts to identify employment opportunities for disabled people in farm and non-farm work through rehabilitation and resource centres</li> <li>• Continue and expand coverage of interest free/low-cost lending under Rehabilitation Programs</li> <li>• Provide and strengthen vocational training</li> <li>• Strengthen financial, advisory and training support to voluntary organizations</li> <li>• Strengthen cooperation between government institutions/programs, NGOs/Voluntary Organizations to disabled people's access to income-generating opportunities</li> </ul>			
--	--	--	---	--	--	--	--

				(Others)			
				<ul style="list-style-type: none"> <li>Assess constraints on women and disabled people's participation in agricultural and rural activities and identify actions to remove them</li> </ul>			
<b>2.6. Promotion of agro- based/agro-processing and micro/small rural industries</b>	<ul style="list-style-type: none"> <li>Increased growth of agro-based/agro-processing and MSMEs</li> </ul>	<p><b>Target/Output Indicators:</b></p> <p># of agro-based/agro-processing units</p> <p># of micro and small rural enterprises</p> <p># of female-headed rural MSMEs</p> <p><b>Input Indicators</b></p> <p>% of credit allocated by Government/NGOs to agro-processing and rural micro/small businesses</p> <p>Number of agro-processing businesses/small rural enterprises availing of fiscal and other incentives</p> <p>Extent of business development services provision</p>	<p>ST/MT</p> <p>ST/MT</p> <p>MT/LT</p> <p>Cont./ST/MT</p>	<p><b>In line with Industrial/SME policies (2005),</b></p> <ul style="list-style-type: none"> <li>Ensure effective support to existing agro-based and agro-processing industries, including actions to reduce transaction costs</li> </ul> <p><b>In line with Industrial Policy (2005),</b></p> <ul style="list-style-type: none"> <li>Provide special incentives and other support measures to small and cottage industries, as per Industrial Policy 2005</li> <li>Expand and strengthen support and promotion efforts to backward rural areas</li> <li>Ensure rural producers have access to land types for enterprise development</li> </ul> <p><b>Implement PoA under AoIs # 1.1, 1.6, 1. 7 to:</b></p> <ul style="list-style-type: none"> <li>Improve access of rural producers to adequate technologies through strengthening linkages between research and extensions</li> <li>Develop physical infrastructure</li> <li>Develop market research and effective market information (including market access) for agro-based products for domestic and international markets</li> <li>Expand use of ICT</li> <li>Strengthen market information and</li> </ul>	<p>PRSP progress reports</p> <p>Reports of relevant ministries and other agencies</p> <p>BBS reports (Economic Census etc..)</p> <p>Financial institutions reports</p> <p>National Private Sector Survey of Enterprises</p> <p>Other sectoral surveys</p> <p>HH surveys/Participatory assessments</p> <p>Project /program documents</p>	<p>MoA, MoFL BADC MoWCA MoF MoI/SME cell</p> <p>MoLGRDC/ RDCD</p> <p>BSCIC PKSF</p> <p>Agribusiness-related associations</p> <p>The National Council for Industrial Development (NCID),</p> <p>Federation of Bangladesh Chambers of Commerce and Industry</p> <p>BB NCBs NGOs Private Sector</p> <p>Development Partners</p>	<p>Fiscal incentives and structure/ special treatments under various policy documents are streamlined and rationalized</p> <p>Significant demand for local agro-based products</p> <p>Government policies and actions support leading private sector in agribusiness.</p> <p>Agro-based/Agro-processing industries are given clear priority in rural development policies</p> <p>Agri/agro-business development well coordinated with SME/Industrial policies strategies</p> <p>SME policy favors small enterprises</p>

			ST/MT	business development services for agro-processors and micro/small and women entrepreneurs			
			MT/LT	<ul style="list-style-type: none"> <li>Strengthen value chain management among input providers, producers, traders, processors and service providers/ provide training on value chain management</li> </ul>			
			Cont.	<ul style="list-style-type: none"> <li>Promote/strengthen agri-business associations and cooperative-type of organizations</li> </ul>			
			MT/LT	<p>(Others)</p> <ul style="list-style-type: none"> <li>Introduce/expand agri-business/Agro-processing in Vocational Education and Training programs</li> <li>Explore the feasibility of introducing pilot credit/business insurance schemes for agro-entrepreneurs/processors and micro and small sized enterprises</li> <li>Strengthen government/NGO collaboration in providing/scaling-up collateral free loans to MSMEs</li> <li>Expand access of agro-based/agro-processing industries to commercial bank loans</li> <li>Promote linkages between micro-enterprises/family-based//female headed businesses and SMEs</li> </ul>			
<b>2.7. Market –driven skill development</b>	<ul style="list-style-type: none"> <li>People’s skills developed based on domestic and international market requirements</li> </ul>	<p><b>Target/ Output indicators</b></p> <p>Updated curriculum of TVET</p> <p>Number of New TVET</p>	ST	<ul style="list-style-type: none"> <li>Assess skill development needs based on domestic and international market demand</li> </ul> <p><b>In line with PRSP Matrix 14,</b></p> <ul style="list-style-type: none"> <li>Review curriculum of agricultural education and training institutes in light of emerging skill requirement,</li> <li>Review curriculum of all TVET</li> </ul>	PRSP Report	MoLE MoYS MoE BMET MoEWOE MoI/SME Cell,	Commitment of Government to reform the vocational training system
			ST/MT		Institutional assessments	BSCIC-SCITI BITAC NPO	



			MT/LT	providers requirements <ul style="list-style-type: none"> <li>• Promote cooperation arrangements between NGOs, TVET providers and local employers in providing training/apprenticeship</li> <li>• Expand vocational training opportunities for disadvantaged people, especially women, including stipend program, training voucher programs</li> <li>• Decentralise TVET provision</li> </ul>		Development Partners	
--	--	--	-------	---	--	----------------------	--

### **NFP Objective 3: Adequate nutrition for all individuals, especially women and children**

#### **Related Outcome/Impact indicators/Targets:**

**Low Birth Weight** (Birth wt. <2.5 kg) – Target: reduced from 36% (2004) to 30% by 2010 and < 20% by 2015

**Weight gain during pregnancy** – Target: increased from 6.7 kg (2004) to 9-10 kg by 2010 and 11-12 kg by 2015

**U-5 underweight** (weight for age <-2SD) – Target: reduced from 51% (2000) to 38% by 2010 and 33% by 2015

**U-5 stunting** (height for age <-2SD) – Target: reduced from 49% (2000) to 37% by 2010 and 33% by 2015

**U-5 wasting** (Weight for height <-2SD) – Target: reduced from 12% (2000) to 10% by 2010 and 7% by 2015

Rural-urban difference in U-5 (PEM) – Target: reduced from 10-12% point (2000) to 7-8% points by 2010 and 5-6% points by 2015

**Chronic Energy Deficiency (CED)** (Body Mass Index (BMI) <18.5 kg/m<sup>2</sup>) in women (including adolescent girls) – Target: reduced from 45% (2000) to 20% by 2010 and <20% by 2015

**Vitamin A deficiency** among children and women – Target: reduced from 30% (2000) to 15% by 2010 and to <10% by 2015

**Iodine deficiency** in children (6-12 years) and women (15-44 years) – Target: reduced from 34-38% (2005) to 25% by 2010 and to <10% by 2015

**Iron deficiency anaemia (IDA)** – Target: in infants (6-11 months), reduced from 77% (2003) to 60% by 2010 and to 40% by 2015; in adolescent girls (13-19 years) from 30% (2003) to 25% by 2010 and <20% by 2015; in pregnant women from 46% (2003) to 35% by 2010 and to 25% by 2015

Anthropometric indicators: height and weight of under-5 children – Target: increased to at least 80% of WHO standards by 2015

#### **Others:**

Per capita calorie intake – Target: Increased from 2238 (BBS, 2006) to 2400 (kcal/person/day)(provisional) by 2015

Dietary energy supply (DES) from cereals (%) – Target: decreased from the current 70% to 60% by 2015

Prevalence of food contamination and food adulteration (physical, chemical, microbiological) (%)

Incidence of food-borne illnesses (number of cases reported)

#### **Means of verification:**

BBS Household Income and Expenditure Surveys (HIES), Child Nutrition Surveys (CNS)

BBS/UNICEF Multiple Indicators Cluster Surveys (MICS) Sample Vital Registration System (SVRS)

NIPORT/MoHFW Bangladesh Demographic and Health Surveys (BDHS)

NNP/MoHFW reports

BSCIC/IPHN/UNICEF/DU National IDD and USI Surveys (every 5 years)

IPH/WHO/ICDDR,B reports

BBS/UNICEF National Anaemia and Iron Deficiency Surveys

HKI/IPHN National Vitamin A Deficiency Surveys

HKI/IPHN Nutritional Surveillance Project (NSP) reports

INFS (DU) National Nutrition Surveys

Others: Quick school surveys; Progress reports on specific programs/projects

Long-term national plan for ensuring balanced food in building a healthy nation (NFP 3.1)							
Key areas of intervention	Targets	Indicators	Action Time frame	Actions	Means of verification	Responsible Actors	Assumptions
<b>3.1. Long-term planning for balanced food</b>	<ul style="list-style-type: none"> <li>Long term targets for physical growth established</li> <li>Standard food intake established for different population groups</li> <li>Integrated plan for attaining standard food intake targets established</li> </ul>	<p><b>Target/Output Indicators</b></p> <p>Consistent physical growth targets established</p> <p>Per capita calorie requirements for balanced nutrition for different age, gender and occupational groups determined</p> <p>RDA of energy and other nutrients for different population groups determined</p> <p>RDA of cereals and other foods for balanced nutrition for different population groups</p> <p>National food composition table produced</p> <p>Integrated plan to attain desired food intake targets prepared</p> <p>Dependable food balance sheet for Bangladesh</p> <p>Diet charts for balanced nutrition at low cost established</p>	ST/MT	<p><i>(Physical growth)</i></p> <ul style="list-style-type: none"> <li>Develop a methodology for establishing long term targets for physical growth</li> <li>Define long term targets for physical growth</li> <li>Develop a dynamic tool/mechanism to ascertain per capita consumption of cereals for food planning</li> </ul> <p><i>(Standard food and nutrient intake)</i></p> <ul style="list-style-type: none"> <li>Develop a proper methodology for determining RDA</li> <li>Conduct research to - determine RDA for energy and other nutrients for balanced nutrition of different population groups with different body size, occupation and physiological states.</li> <li>- set standard intake of different foods according to physical, mental and intellectual need</li> <li>Undertake comparative analysis with RDA of other countries, particularly the neighbouring ones</li> </ul>	<p>WHO - Child Growth Standards (2006)</p> <p>NNP - Growth Monitoring and Promotion (GMP) reports</p> <p>National RDA documents (to be developed and finalized)</p> <p>HKI/IPHN Nutritional Surveillance Project (NSP) reports</p>	<p>MoHFW/WHO</p> <p>FPMU (MoFDM) /WFP</p> <p>MoA (DAE)</p> <p>MoFL</p> <p>MoHFW (Bureau of Health Education; HNPS)</p> <p>BNNC</p> <p>BBS/FAO</p> <p>HKI/IPHN</p> <p>Research organizations (IFST, ICDDR,B) Academic institutions (INFS)</p> <p>FAO/NFPCSP/Development partners</p>	<p>Long term commitment to align physical growth of Bangladeshi population with international standards</p> <p>Commitment to link food security planning to long term targets for physical and intellectual growth</p>
		Cont.	<ul style="list-style-type: none"> <li>Develop/update national food composition tables with special reference to indigenous foods</li> <li>Update regularly the Bangladesh food balance sheet</li> <li>-Monitor impacts of food-based nutrition interventions</li> <li>Ensure growth monitoring and promotion (GMP) and nutritional surveillance</li> </ul>				

			ST/MT	<ul style="list-style-type: none"> <li>Identify the set and sequencing of priority interventions needed to reach physical and balanced nutrition targets, including availability and access related interventions</li> <li>Link established targets for balanced nutrition with food security national and sectoral action plans</li> <li>Monitor changes in food supply in relation to long term changes in food demands and long term physical growth and targets for balanced nutrition</li> </ul>			
--	--	--	-------	---	--	--	--

**Supply of sufficient nutritious food for vulnerable groups (NFP 3.2)**

Key areas of intervention	Targets	Indicators	Action Time frame	Actions	Means of verification	Responsible Actors	Assumptions
<b>3.2. Balanced and nutritious food at minimal costs for vulnerable groups</b>	<ul style="list-style-type: none"> <li>Increased availability through local production of low cost items for balanced nutrition</li> <li>Poor, distressed and vulnerable women and children (including those from 'monga' areas) effectively covered by food based nutrition programs and GMP</li> </ul>	<p><b>Target/Output Indicators</b></p> <p>Availability of a variety of low-cost foods</p> <p>Coverage of the poor, distressed and vulnerable women and children by food based nutrition programs</p> <p><b>Input indicators</b></p> <p>See Input indicators under PoAAoI# 1.4, 2.2 and 2.4 And PoA AoI #2.5</p> <p>Low-cost diet chart from local</p>	<p>See timeframes under relevant AoIs</p> <p>Cont.</p>	<ul style="list-style-type: none"> <li><b>Implement PoA AoI # 2.2: Emergency Food Distribution from Public Stocks and AoI # 2. 4: Food-based targeted programs for food security</b></li> <li><b>Implement PoA under AoI # 1.4 (Agricultural diversification)</b></li> <li>Monitor and evaluate impacts of food-based/safety net/nutrition intervention programs</li> </ul> <p><b>In line with DAE, MoA, Integrated Horticulture Development program</b></p> <ul style="list-style-type: none"> <li>Mainstream nutrition education in sector programs (see AoI # 3.3)</li> </ul>	<p>BBS/DAE</p> <p>MoFDM - Annual Reports</p> <p>HKI/IPHN - NSP reports</p> <p>BBS - Child Nutrition Survey (CNS) and Mother and Child Nutrition Survey (MCNS) reports</p> <p>HKI/IPHN NSP reports</p>	<p>BBS/DAE (MoA), MoFDM (Directorate of Relief and Rehabilitation)</p> <p>MoFL, MoEF, MoWCA, MoSW, MoLGRDC/, RDCD, MoF,</p> <p>MoHFW</p> <p>NGOs (e.g. HKI, BRAC))</p>	<p>Commitment to improve access of poor and vulnerable people to nutritious food</p>

		ingredients for balanced food (see PoA AoI#3.1, 3.3)	MT/LT	<ul style="list-style-type: none"> <li>• Increase vegetable and fruit production through home gardening, backyard gardening and through integrated horticulture development</li> <li>• Raise backyard poultry</li> <li>• Raise community fish ponds</li> </ul> <p><i>In line with, MoWCA medium term plan and PRSP Matrix 9 and 16, and PoA AoI # 2.5,</i></p> <ul style="list-style-type: none"> <li>• Develop programs for destitute women, especially during 'monga' period</li> <li>• Expand coverage and effectiveness of micro credit programs/training for poor women</li> <li>• Implement PoA under AoI # 3.3 for improved nutrition awareness among poor and vulnerable groups</li> <li>• Develop special nutrition programs for children of urban slums, rural ultra poor households and geographically vulnerable regions, especially 'monga' areas, targeted to under-5 children</li> <li>• Develop/strengthen supplementary food programs for children 6 months to 5 yrs</li> </ul>	DAE Reports NIPORT -BDHS reports INFS diet charts BNNC documents DAE Crop Calendar BANHRDB documents NGO Nutrition reports on the ultra poor and 'monga' areas (e.g. BRAC, HKI)	INFS IFST ICDDR,B BNNC BANHRDB (MoA) Development Partners (FAO, WFP, USAID)	
			See timeframes under relevant AoIs (Obj. 2)				
			ST/MT				

**Balanced diet containing adequate micronutrients (NFP 3.3)**

Key areas of intervention	Targets	Indicators	Action Time frame	Actions	Means of verification	Responsible Actors	Assumptions
<b>3.3 Nutrition education for dietary diversification</b>	<ul style="list-style-type: none"> <li>• Increased % of women educated in nutrition and</li> </ul>	<p><i>Target/Output Indicators</i></p> <p>% women made educated and aware of nutrition and primary health care</p>	Cont.	<p><i>In line with MoHFW/NNP/NPAN and PRSP Matrix 8:</i></p> <ul style="list-style-type: none"> <li>• Promote Food based dietary guidelines as health, nutrition and</li> </ul>	NNP reports INFS reports	MoHFW (Directorate of Health; Bureau of Health Education)	Increased demand and supply for nutritious foods

	<p>primary health care activities through formal and non-formal education</p> <ul style="list-style-type: none"> <li>Increased home gardening and backyard poultry raising activities by poor households</li> </ul>	<p>activities through formal and non-formal education</p> <p>% of poor households rearing home gardening and backyard poultry</p> <p>Increased production/supply of a variety of foods by agriculture sector</p> <p>Increased availability of a variety of home garden produce for household consumption</p> <p>Dissemination of nutrition messages through electronic media</p>	<p>ST - ST/MT</p> <p>MT/LT</p>	<p>agriculture policy tool</p> <ul style="list-style-type: none"> <li>Strengthen formal and non-formal nutrition education and behavior change communication (BCC) programs on balanced food and healthy child growth and hygienic and nutritionally sound cooking practices through mass media</li> <li>Strengthen nutrition education modules and incorporate them into various education programs</li> <li>Increase the coverage and strengthen Area Based Community Nutrition (ABCN) program under NNP in rural areas</li> <li>Pilot ABCN activities in urban areas</li> <li>Develop and disseminate user friendly nutrition relevant agricultural programs through mass media</li> <li>Conduct demonstrations to mothers on supplementary food along with feeding of severely malnourished children</li> <li>Expand nutrition counseling of newly wed couples</li> <li>Scale up home gardening through women-centered community actions in at least 2/3rds households at union levels through training and better access to seeds, tools and materials</li> <li>Scale up dietary diversification strategies up to upazila levels</li> <li>Establish/promote school gardening programs throughout the country</li> </ul>	<p>Bureau of Health Education (MoHFW) reports</p> <p>Bangladesh National Nutrition Council (BNNC) BCC tools</p> <p>BANHRDB training manuals</p> <p>NIPORT training manuals</p> <p>MoA/DAE Reports</p> <p>Reports of relevant ministries and other agencies (MoE, MoPME MoInf)</p>	<p>NNP (HNPS)</p> <p>Directorate of Family Planning</p> <p>Family Welfare Centers</p> <p>NIPORT</p> <p>LGIs</p> <p>MoA (BAN-HRDB)</p> <p>MoA (DAE)/ATIs</p> <p>MoE</p> <p>MoPME</p> <p>MoInfo</p>	<p>Accessibility of a variety of foods</p>
--	---	--	--------------------------------	--	---	---	--

<b>3.4. Food supplementation and fortification</b>	<ul style="list-style-type: none"> <li>• Increased coverage of vitamin A and iron-folate supplementation, and adequately iodized salt</li> <li>• Increased coverage of food items for fortification with important micronutrients, e.g. vitamin A, iron and zinc</li> </ul>	<b>Target/Output Indicators</b> <i>(Vitamin A)</i> HH Coverage of vitamin A HH Coverage of iron-folate and zinc supplementation Household coverage with adequately iodized salt ( $\geq 15$ ppm) increased from 52% in 2004/5 to 70% by 2010 and to >90% by 2015 # severely malnourished children covered by supplementary feeding  <b>Input Indicators</b> # of community-based fortification and supplementation programs Micronutrient supplements under HNPSP Operational Plan # of food processing units producing fortified food products (at least 1 flour mill for fortification of <i>atta</i> (whole wheat flour) in all divisional HQs) # of research projects on iodine deficiency in different locations # Number of training programs on salt iodization	Cont.      ST/MT     MT/LT	<b>In line with National Fortification Alliance (NFA/ and PRSP Matrix 17)</b> <ul style="list-style-type: none"> <li>• Continue preventive and curative vitamin A+ program</li> <li>• Continue VAC feeding to mothers within 6 weeks of delivery</li> <li>• Conduct regular Vitamin A surveys</li> <li>• Continue and increase coverage of iron-folate tablet distribution for adolescent girls and pregnant women and</li> <li>• Build in monitoring and evaluation components ensure its compliance</li> <li>• Strengthen GoB/NGOs partnerships for VAD and other micronutrient problems</li> <li>• Activate the National Fortification Alliance (NFA)</li> <li>• Expand supplementary feeding through community based intervention programs</li> <li>• Activate “Sprinkles” production for mass consumption by U-2 children and pregnant women</li> <li>• Sensitize the National Salt Committee on CIDD program</li> <li>• Include IDD in the MICS (Multiple Indicator Cluster Survey) of BBS/UNICEF</li> <li>• Set up production units for fortification of <i>atta</i> (whole-wheat flour) and other processed food products in all divisional HQs</li> </ul> <b>In line with National Salt Law (BSCIC/MoI),</b> <ul style="list-style-type: none"> <li>• Conduct in-depth research on the</li> </ul>	HKI/IPHN Progress reports on home gardening and the National Vitamin A+ programs  NFA Reports (fortification of oil with Vitamin A)  BSCIC/IPHN/UNICEF - IDD survey reports  HKI/IPHN - Vitamin A survey report  WFP Annual Reports  BBS/UNICEF - National Anaemia and Iron Deficiency Survey  HKI/IPHN - NSP  NIPOART -BDHS  INFS (DU) - National Nutrition Surveys (suggested years: 2007, 2015)  HKI/IPHN - reports  National IDD and	MoP (BBS) MoHFW (IPHN), DGHS DGFP HNPSPP (BSCIC) MoSCIT (IFST) MoFDM MoA MoE MoFL MoEF MoWCA MoLGRD MoI MoF Ministry of Law  Private flour mill owners and food processors/ industries	Improved government control over salt factories and commitment to effectively implementation of the Salt Law;  Adequate price of iodized salt  Commitment to mainstream fortification in agri-business/agro-processing development strategies  Commitment to prioritize anaemia control in national development policy agenda and implementation  Commitment to effectively implement PoA under AoI4 (agricultural diversification)  Commitment to mainstream control of anaemia in national development policies
--	---	--	---	---	---	--	---

			<p>MT/LT</p> <p>cause of persistent iodine deficiency in pocket areas, e.g., interaction between iodine and selenium</p> <ul style="list-style-type: none"> <li>• Produce smaller packets of ½ kg or less</li> <li>• Improve distribution and marketing channels of iodized salt in remote areas</li> <li>• Strengthen monitoring and supervision mechanisms of quality of salt iodization at the factory level</li> <li>• Plan for regular refresher training of factory owners, workers and supervisors</li> <li>• Undertake special cash program for the northern part of the country, especially in the pocket areas</li> <li>• Strengthen Control of Iodine Deficiency Disorders (CIDD) program through Universal Salt Iodization (USI)</li> </ul> <p><i>In line with IPHN guidelines for anaemia prevention ad treatment,</i></p> <ul style="list-style-type: none"> <li>• Conduct research on the higher prevalence of anaemia among the tribal population of CHT, particularly the adolescent girls</li> <li>• Popularize and strengthen home fortification program of complementary food with appropriate iron and other micronutrient fortificants (e.g. ‘Sprinkles’)</li> <li>• Undertake food to food enrichment measures</li> <li>• Strengthen iron-folate supplementation to adolescent girls, particularly newly weds, pregnant and lactating women</li> <li>• Improve distribution channels of the antenatal clinics, particularly in rural areas</li> </ul>	<p>USI surveys (every 5 years);</p> <p>Quick school surveys (every year);</p> <p>Minutes of the National Salt Committee meetings;</p> <p>Progress reports on the BSCIC Control of Iodine Deficiency Disorders (CIDD) project;</p> <p>Progress of the mass campaign program on iodized salt</p> <p>NIPORT -BDHS report</p>	
			<p>MT/LT</p>		



				<ul style="list-style-type: none"> <li>• Strengthen the de-worming program;</li> <li>• Undertake national level integrated and complementary anaemia prevention and control programs</li> </ul>			
Safe drinking water and improved sanitation (NFP 3.5)							
Key areas of intervention	Targets	Indicators	Action Time frame	Actions	Means of verification	Responsible Actors	Assumptions
3.5. Safe drinking water and improved sanitation	<ul style="list-style-type: none"> <li>• Safe water and sanitation facilities available and accessible for all by 2010</li> </ul>	<p><b>Target/Output Indicators</b></p> <p>Increased coverage of safe water supply to 90% in rural area, 80% in urban area by 2010</p> <p>Increase coverage of sanitary latrines in rural areas and urban slums (to 90% by 2010)</p> <p>Increase access to safe drinking water in arsenic affected areas (to 100% by 2010)</p>	ST/MT	<p><b>In line with LGD medium term plan and PRSP Matrix 15 and 17:</b></p> <ul style="list-style-type: none"> <li>• Raise public awareness regarding arsenic contaminated water, about alternative arsenic free safe water sources and mitigation options,</li> <li>• Install tube wells in all villages providing at least 1 tube well /10 households</li> <li>• Establish water sources and construction of water pipe lines in urban areas</li> <li>• Construct sanitary latrines for every household and every school</li> <li>• Construct sanitary latrines, for disabled people</li> <li>• Build local government capacity</li> <li>• Conduct training for officials and elected representatives of LG institutions</li> <li>• Strengthen monitoring of LG institution activities</li> <li>• Motivate households for sanitation and arsenic control activities and for</li> </ul>	<p>Progress reports of:</p> <ul style="list-style-type: none"> <li>- National Policy for Water Supply and Sanitation 1998 Plan of Action</li> <li>- National Policy for Arsenic Mitigation 2004 Plan of Action</li> <li>- Govt. declaration to achieve 100% sanitation coverage for all by 2010</li> <li>- National Policy on Disability, 1995 Plan of Action</li> </ul> <p>Surveys</p>	<p>MoLGDRRC MoHFW DPHE &amp; WASA,  Municipalities and local bodies  Development Partners</p>	<p>Adequate funding of LGIs</p> <p>Sound assessment of rural and urban needs, given the pace of urbanization</p> <p>Commitment to address the specific needs of disabled people</p>
		<p><b>Input Indicators</b></p> <p># of sanitary latrines # tube wells</p>	MT/LT				
			Cont.				



				<p>chain)</p> <ul style="list-style-type: none"> <li>Strengthen food testing laboratories at Department of Food, BSTI, IFST and IPH with adequate equipment and skilled manpower as per international standards</li> <li>Increase food testing laboratory facilities at divisional and district HQs</li> <li>Establish surveillance systems for food-borne illnesses, food contamination and food adulteration</li> </ul> <p><i>In line with PRSP Matrix 15, PoA of NAP (2004), APB (2006) and Fisheries Sub-sector Road map (2006-2015)</i></p>			
			ST/MT	<ul style="list-style-type: none"> <li>Improve IEC/BCC programs on food safety and safe food practices</li> <li>Pass and enact the Consumers' Protection Act</li> <li>Initiate awareness raising campaigns on food safety issues</li> </ul>			
			MT/LT	<ul style="list-style-type: none"> <li>Institutionalize safe and hygienic street food vending systems and all food establishments in urban areas</li> <li>Orient extension workers on quality aspects of food products</li> <li>Prepare national guidelines for implementing the provisions of FAO's code of conduct for responsible fisheries</li> <li>Implement food safety and quality operations at all stages of food production, processing and service (from farm to table) using GHP, GMP and HACCP operations in phases, including arsenic contamination</li> </ul>			

Adequate health status (NFP 3.7)							
Key areas of Intervention	Targets	Indicators	Action Time frame	Actions	Means of verification	Responsible Actors	Assumptions
<b>3.7. Women and Children Health</b>	<p><b>(Outcome Targets)</b></p> <ul style="list-style-type: none"> <li>Improved child and mother health</li> <li>Improved adolescents' and women's general health</li> <li>Reduced neonatal (NMR), infant (IMR), child (CMR) and maternal (MMR) mortality rates/1000 live births</li> <li>Reduced total fertility rate (TFR)</li> </ul> <p><b>Output targets</b></p> <ul style="list-style-type: none"> <li>Increased PHC coverage</li> <li>Increased ANC coverage</li> <li>Increase EPI coverage</li> <li>Increased skilled attendance at birth</li> <li>Improved access to health services</li> </ul>	<p>Outcome indicators NMR, IMR, CMR,MMR</p> <p><b>Target/Output indicators:</b></p> <p>ANC coverage % of children covered by IMCI/CDD/ESP % of births attended by skilled personnel Coverage of HIV/AIDs control program</p> <p>Coverage of EPI/ PHC coverage</p> <p># of doctors and para medics and hospital beds per 10 000 population in rural and urban areas</p>	<p>Cont.</p> <p>ST/MT</p>	<p><b>In line with MoHFW Medium Term Plan and in line with PRSP Matrix 15 and 17,</b></p> <ul style="list-style-type: none"> <li>Continue/strengthen Expanded Program for Immunization (EPI)</li> <li>Continue/strengthen control of acute respiratory infection (ARI), and prevention and control of cholera and other diarrhoeal diseases programs</li> <li>Increase coverage of health care services including PHC (primary health care) and low-cost health care facilities for urban poor</li> <li>Take measures to facilitate access to health care facilities, particularly for women and children.</li> <li>Provide training to doctors, nurses and paramedics</li> <li>Provide appropriate reproductive health services to female adolescents and young women</li> <li>Enhance women's knowledge of hospital services and facilities and provide confidentiality and security to ensure the safe and effective delivery services</li> <li>Strengthen counseling services and other awareness-raising actions to promote healthy lifestyles and appropriate behavior modification strategies</li> </ul>	<p>NIPORT - BDHS BBS/MoP Sample Vital Registration System reports</p> <p>NNP progress reports</p> <p>ICDDR,B Reports</p> <p>BIRDEM annual reports</p> <p>National HIV/AIDS program reports</p> <p>BBS - Child Nutrition Surveys</p> <p>HKI/IPHN - NSP reports</p> <p>INFS (DU) - National Nutrition Surveys</p> <p>Government directives/circulars</p>	<p>NIPORT/ MoHFW HNPSP/ MoHFW BBS/MoP MoWCA City Corporations and selected municipalities Bangladesh Shishu Academy, Directorate of Women Affairs Directorate of Health Directorate of Family Planning Family Welfare Centres Directorate of Nursing ICDDR,B BIRDEM</p> <p>MoP (BBS) MoFDM, MoHFW (BNNC), MoA, MoFL, MoEF, MoWCA, MoSW, MoLGRDC/LGD, MoF,</p>	<p>Adequate funding of health sector, in line with PRSP</p> <p>Social receptiveness to the need for behavioral changes</p> <p>Commitment to further target the specific needs of women and children in all health initiatives</p>



<b>complementary feeding</b>	<p>practices</p> <ul style="list-style-type: none"> <li>Expanded practice of breastfeeding</li> <li>Ensured safe and nutritious complementary feeding</li> <li>Strengthened baby-friendly hospital initiative</li> <li>Increased maternity leave, particularly post-partum</li> <li>BMS Codes respected by the breast milk substitutes marketers</li> </ul>	<p>of birth increased from 24% to at least 50% by 2010</p> <p>% infants exclusively breastfed for 6 months after birth increased from 42% to at least 60% by 2010</p> <p>% infants given complementary feeding at 6 months of age</p> <p>% young children continuously breastfed until the age of 2 years along with complementary feeding</p> <p>Recipe for safe and nutritious complementary food developed and produced from locally available ingredients</p> <p># hospitals and family welfare centres with 'baby-friendly initiative'</p> <p># working places having baby care centres/crèches</p> <p>Length of maternity leave, pre- and post-partum</p>	<p>Cont.</p> <p>ST-ST/MT</p>	<p>(2006),</p> <ul style="list-style-type: none"> <li>Promote exclusive breastfeeding for 6 months, with initiation of breastfeeding within 1 hour of birth</li> <li>Promote appropriate complementary feeding initiated at 6 months while continuing breastfeeding up to 2 years</li> <li>Activate standard international regulations on commercial breast milk substitutes (BMS Codes)</li> <li>Develop comprehensive education materials on promotion of breast feeding and safe infant and young child feeding practices for the community</li> <li>Develop recipes for safe and nutritious complementary food from locally available, cheap ingredients</li> <li>Institutionalize "Safe and nutritious complementary feeding" from the age of 6 months at household and community level</li> <li>Establish day care centers/crèches for working mothers at their working places</li> <li>Extend maternity leave to at least 5 months (post-partum)</li> <li>Expand the number of hospitals/clinics/family welfare centers having baby-friendly initiatives</li> <li>Strengthen the Bangladesh Breastfeeding Foundation (BBF) and the BNNC</li> </ul>	<p>Breastfeeding Foundation (BBF) reports</p> <p>BBS/MoP Sample Vital Registration System (SVRS)</p> <p>BBS - Child Nutrition Surveys (CNS) and Mother and Child Nutrition Surveys (CMNS)</p> <p>HKI/IPHN - NSP reports</p> <p>BBS - Multiple Indicator Cluster Surveys (MICS)</p> <p>NNP - Growth Monitoring and Promotion Reports</p>	<p>MoSW MoLaw MoC MoInfo Research institutions and academia BBF and other NGOs</p>	<p>exclusive breastfeeding practices</p> <p>Government and private sector response towards institutionalization of ideal complementary feeding</p> <p>Commitment to further target the specific needs of the newborn and young children and their mothers</p>
------------------------------	---	---	------------------------------	---	---	--	---

**ANNEXE: The National Food Policy (2006)**

- (i) NFP (2006), English version**
- (ii) NFP (2006), Bangla version**